

FY25 (July 1, 2024-June 30, 2025)
Sponsored Programs

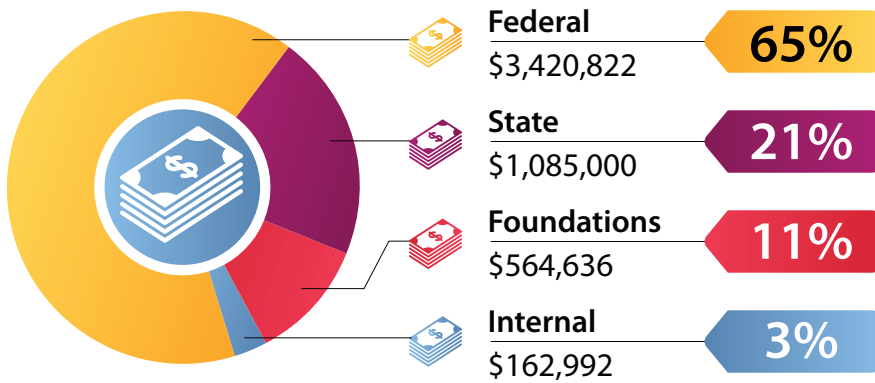
 **\$5,233,450**

47 Grant awards received in FY25
 • 22 external • 25 internal

Award Categories

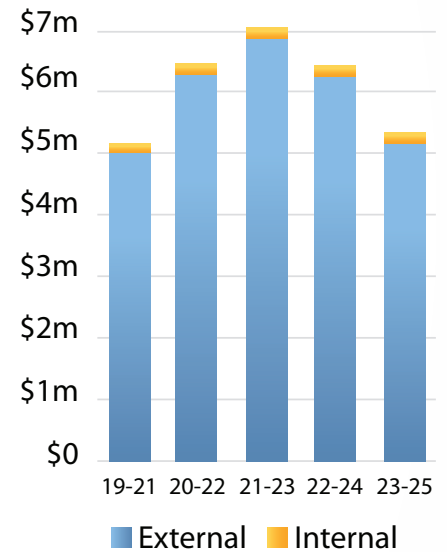
Service/Educational	Clinical Science	Basic Science	Educational Research
\$4,702,112	\$362,966	\$139,193	\$29,179

Sources of grant support










ATSU received \$5,070,458 in external grant awards for 22 projects.

3-year rolling averages



Total Awarded by College/School

	ASDOH	\$439,671
	ASHS	\$1,387,978
	ATSU	\$144,621
	CHC	\$9,000
	KCOM	\$2,363,632
	MOSDOH	\$833,573
	SOMA	\$54,975

Sponsored Programs quick facts

External grant approval rate	65%
External applications submitted	34
Subawards issued	30
Research reinvestment to PIs	\$63,986
Indirect costs recovered	\$272,099
New & existing external grants managed	56
Active multi-year HRSA, CDC, & NIH awards	13