


Continuing Dental Education Courses 2009-10

Professional Development through Continuing Education

A. T. STILL UNIVERSITY | ATSU
ARIZONA SCHOOL OF DENTISTRY & ORAL HEALTH



Dear Colleagues and Friends,

We are pleased to present to you the 2009-10 Continuing Education program offered by the Arizona School of Dentistry & Oral Health. In its fourth year, our program continues to expand and excel as we feature some of the best and brightest educators in dentistry today. We offer courses for the entire dental team and encourage you to join us in our state-of-the-art facility.

Our goal is to provide high quality, affordable, local, continuing education opportunities. Please join us at the Arizona School of Dentistry & Oral Health, and let us be your dental school education provider.

Sincerely,

Jack Dillenberg, D.D.S., M.P.H.
Dean, Arizona School of Dentistry & Oral Health

Arizona School of Dentistry & Oral Health is an ADA CERP Recognized Provider.

ADA CERP is a service of the American Dental Association to assist dental professionals in identifying quality providers of continuing dental education. ADA CERP does not approve or endorse individual courses or instructors, nor does it imply acceptance of credit hours by boards of dentistry.



Concerns or complaints about a CE provider may be directed to the provider or to ADA CERP at www.ada.org/goto/cerp.



Approved PACE Program Provider
FAGD/MAGD Credit
08/01/2007 — 7/31/2011

Arizona School of Dentistry & Oral Health is a member of the Association for Continuing Dental Education



Notice of Nondiscrimination:

A.T. Still University of Health Sciences (ATSU) does not discriminate on the basis of race, color, religion, national origin, sex, sexual orientation, age, disability, or status as a Vietnam-era veteran in admission and access to, or treatment and employment in its programs and activities. Any person having inquiries concerning ATSU's compliance with the regulations implementing Title VI of the Civil Rights Act of 1964, Title IX of the Education Amendments of 1972, Section 504 of the Rehabilitation Act of 1973, the Americans With Disabilities Act of 1990, or other civil rights laws should contact the Director of Human Resources, 800 W. Jefferson St., Kirksville, Missouri 63501 (telephone: 660.626.2790). Any person may also contact the Assistant Secretary for Civil Rights, U.S. Department of Education.

General Information

Registration:

Course registrations may be submitted online or printed and mailed. All registrations are processed in the order in which they are received and as space permits. Registrations will not be processed without full payment. Payment may be made by check (payable to ASDOH) or credit card. Walk-in registrations will be accommodated as space permits and are subject to a \$25 late registration fee.

Course Location:

All courses are held on the Arizona Campus of A.T. Still University, 5850 E. Still Circle, Mesa, AZ 85206, unless stated otherwise.

Day of Course:

Registration begins 30 minutes prior to course start time. Continental breakfast is provided at time of registration. Participants in hands-on courses are responsible for providing all required equipment and supplies as stated in course confirmation email. Lunch is provided for all full-day course attendees.

Continuing Dental Education Credit:

Arizona School of Dentistry & Oral Health is an ADA CERP and AGD PACE Recognized Provider. Continuing education credits are awarded on an hour-for-hour basis. Participants receive verification of attendance at the conclusion of each course.

Discount Policy:

Participants registering for five or more courses may take a 20 percent tuition discount on all qualifying courses. ASDOH alumni and Affiliate alumni may take a 10 percent discount on individual courses. Tuition for all discounted courses must be paid in full at the time of registration. Refunds will not be granted for discounted courses, but registration may be transferred. Discount does not apply toward auxiliary tuition.

Refund and Cancellation Policy:

A tuition refund, less a \$50 cancellation fee, will be issued for notice of cancellation up to 14 days prior to a lecture course and 21 days prior to a hands-on or limited attendance course. Refunds cannot be given for missed courses. The Arizona School of Dentistry & Oral Health Continuing Education Program reserves the right to cancel any course which does not receive sufficient enrollment. In the event of course cancellation, registrants will receive a full tuition refund.

Contact Information:

A.T. Still University
Arizona School of
Dentistry & Oral Health
5850 E. Still Circle
Mesa, AZ 85206

480.219.6000
www.atsu.edu/asdoh

Hotel Accommodations:

The following hotels offer special rates for A.T. Still University. Rates fluctuate seasonally and may be subject to availability. Reservations must be made directly with the hotel.

Hilton Phoenix East in Mesa
\$159-\$210 standard room
Breakfast included, full service business hotel
800.544.5866 • www.hiltonphoenixeast.com

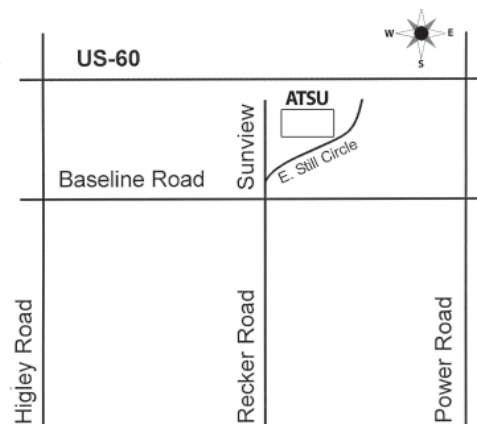
Country Inn & Suites by Carlson, Mesa
\$90-\$129.99 standard room
Breakfast included, free shuttle to school
480.641.8000 • www.countryinns.com/mesaaz

La Quinta Inn & Suites Phoenix Mesa East
\$70-\$159 standard room
Breakfast included, free shuttle to school
480.654.1970 • www.lq.com

Map and Directions:

From the West: US 60, exit S. Higley Rd., left on E. Baseline, left on S. Sunview, right on E. Still Circle.

From the East: US 60, exit S. Power Rd., right on E. Baseline, right on S. Sunview, right on E. Still Circle.



Hypnosis 101 for Dentists and Health Professionals

Date/Time **October 7, 2009, 6-9 p.m.**
Audience **Dental Professionals**

Format **Lecture**
C.E. Credit **3 hours**
Tuition **\$50**

Course Description

As seen on ABC TV, Hypnosis 101 for Dentists and health professionals is a course designed for the beginner, intermediate and advanced practitioner. The mind is a very powerful tool with complex capabilities that the health care provider can manipulate to achieve better health. This course is about understanding the science of communication and concentration. You will understand that hypnosis is a tool to patient management just like nitrous oxide analgesia or sedation is a tool to manipulate behavior. It is safe and can be very effective.

Imagine more compliant patients. Patients who trust you and will follow your instructions. They return to your office every time they receive a recall card. We can only wish but through hypnosis you can change their behavior. I've helped many of my patients give up harmful habits, deal with pain and gained the respect of my staff. I use this tool every day in my practice.

The dentist, hygienist, staff, and other health professionals will all benefit from learning hypnosis as well as participating in the hypnotic process. You will learn the history of hypnosis, pertinent definitions and general applications in the dental practice. Learn how to use Hypnosis as an adjunct to local anesthesia, sedation and pain management.

Course Objectives

1. Learn what a hypnosis is and review the history of this science.
2. Obtain a solid foundation to start using hypnosis in your practice.
3. Determine who you can treat with hypnosis and the limitations.
4. General treatments and therapies.
5. How to use hypnosis to change and improve your life.
6. Learn scripts to give virtually pain free injections and improve patient compliance.
7. Time to be hypnotized for experience and self improvement

About the Speaker



Gottlieb

Dr. Marc M. Gottlieb was born and raised on Long Island, attended Union College in Schenectady New York and then shuffled off to Buffalo for Dental School. While at the University of Buffalo he received many academic scholarships, awards and fellowships. After graduation from dental school Dr. Gottlieb went on to a two year post-graduate residency program at Long Island Jewish Medical Center This unique

opportunity provided advanced training in anesthesiology and all the specialties of dentistry. Dr. Gottlieb is currently on staff at Stony Brook University Hospital, maintains a full time private practice and has authored over a dozen dental articles.

Impression Techniques, Concepts and Materials

Date/Time **October 8, 2009, 6-9 p.m.**
Audience **Dental Professionals**

Format **Lecture**
C.E. Credit **3 hours**
Tuition **\$50**

Course Description

A colleague once told me the difference between a good dentist and a great dentist is a few minutes. I also believe we are a reflection of the work we produce. We would never think about diagnosing or treating a patient with poor inadequate radiographs. The dental impression is just as important a tool. We cannot expect our staff or technicians to produce superior work when presented with poor or inadequate information, yet we ask them daily to just do their best.

Impression techniques, concepts and materials is an up to date snap shot of where the art of dental impressions is today. This course is an in depth review of currently available digital systems as well as the common techniques used for fixed and removable prosthetics. Tricks and tools that are available for orthodontic and full arch impressions will also be demonstrated. I will show you there are no excuses and how I manage the gagger, excess saliva and bleeding. A significant amount of time will be spent on the various products available to manage the soft tissues prior to making a perfect impression.

The dental impression is a reflection of you. It is your blueprint to better dentistry. Upon completion of this course you will have a better understanding of what techniques and materials are suited for your practice. I will give you systems that allow you to work faster and more efficiently saving thousands of dollars per year.

Course Objectives

1. To learn one or more new procedures.
2. Understand the differences between the four major digital impression systems.
3. How to evaluate a dental impression for accuracy and adequacy
4. Review of the currently available impression materials.
5. Determine type of impression tray to use
6. Techniques to manage gagging, excess saliva and bleeding gingival tissues
7. Exposure to the 5th Hand, Dam it Post Dam Membrane, BFC Syringe, Lock-N-Load
8. Cartridge Coupler and Occlusal Sweep
9. Salvage techniques and trouble shooting of impressions
10. Tips to streamline and improve impressions for Full and Partial Dentures
11. Comprehend the difference between a functional and static impression.
12. Save time and money.

About the Speaker



Gottlieb

Dr. Marc M. Gottlieb was born and raised on Long Island, attended Union College in Schenectady New York and then shuffled off to Buffalo for Dental School. While at the University of Buffalo he received many academic scholarships, awards and fellowships. After graduation from dental school Dr. Gottlieb went on to a two year post-graduate residency program at Long Island Jewish Medical Center This unique

opportunity provided advanced training in anesthesiology and all the specialties of dentistry. Dr. Gottlieb is currently on staff at Stony Brook University Hospital, maintains a full time private practice and has authored over a dozen dental articles.

This course is supported in part by an unrestricted educational grant from Danville.

Dental Care for the Apprehensive, Unmanageable and Medically Compromised Patient

Date/Time **October 9, 2009, 9 a.m.-4 p.m.**
Audience **Dental Professionals**

Format **Lecture**
C.E. Credit **6 hours**
Tuition **\$180**

Course Description

Dental care for the Apprehensive, Unmanageable and Medically Compromised Patient is designed for the general practitioner as well as all specialists. Everyone from the first year dental student to the veteran about to retire will benefit from this course.

The days of marketing your practice through esthetic dentistry may be over or a losing battle. Over twenty five percent of the dental population do not visit a dentist on a regular basis out of fear. In order for the dentist to treat this unique population he or she must understand the unique challenges they present.

As patients get older and through the advances of modern medicine we encounter patients with a laundry list of medical problems. This course will address the management of this special group. Once in a while we encounter that special patient who is apprehensive, medically compromised and unmanageable. I will discuss and demonstrate through actual case studies all the available options you have to treat that type of patient. Treating the apprehensive man ,woman or child can be very rewarding. When managed properly they remain loyal for life and often refer their friends and family.

Everything from tender loving care to general anesthesia will be covered. Other courses teach you how to medicate, communicate and delegate. This course pulls it all together.

Course Objectives

1. Understand how to effectively manage apprehensive children and adults.
2. How to take radiographs on the uncooperative patient.
3. Review all the available local anesthetics and techniques.
4. When and how to use Nitrous Oxide ,Hypnosis, Oral Sedation, I.V. Sedation, and General Anesthesia
5. Be able to manage anesthesia related emergencies.
6. Determine which additional training is right for your practice.

About the Speaker



Gottlieb

Dr. Marc M. Gottlieb was born and raised on Long Island, attended Union College in Schenectady New York and then shuffled off to Buffalo for Dental School. While at the University of Buffalo he received many academic scholarships, awards and fellowships. After graduation from dental school Dr. Gottlieb went on to a two year post-graduate residency program at Long Island Jewish Medical Center This unique

opportunity provided advanced training in anesthesiology and all the specialties of dentistry. Dr. Gottlieb is currently on staff at Stony Brook University Hospital, maintains a full time private practice and has authored over a dozen dental articles.



This course is supported in part by an unrestricted educational grant by Cetylite.

Functional Esthetics: Diagnosis and Planning

Scottsdale Center for Dentistry, 7201 E. Princess Blvd., Scottsdale, AZ

Welcome & Reception, 5:30-7 p.m.

Date/Time **October 13, 2009, 7-8 a.m.**

Audience **Dental Professionals**

Format **Lecture**

C.E. Credit **1 hour**

Tuition **Complimentary Lecture**

Course Objectives

In this course you will learn:

1. A systematic approach to esthetic treatment planning
2. How to assess the functional risk present
3. A methodology for combining esthetic and functional information

About the Speaker

Lee Ann Brady, D.M.D., earned her degree from the University of Florida College of Dentistry. She maintained a private restorative dental practice in Florida for seventeen years before leaving full-time private practice to devote her time to teaching. While in private practice Dr. Brady taught part-time at the Santa Fe Community College Dental Hygiene program.



Brady

Dr. Brady joined the Pankey Institute as a full time clinical instructor in 2005 and was appointed to the position of Clinical Director at The Pankey Institute in 2006. She is currently Vice President of Clinical Education at Spear Education. In addition to her responsibilities for Spear, Dr. Brady also maintains a part-time private practice.

Assessment of the Medically Complex Dental Patient

Scottsdale Center for Dentistry, 7201 E. Princess Blvd., Scottsdale, AZ

Date/Time **October 13, 2009, 7:55-8:40 p.m.**

Audience **Dental Professionals**

Format **Lecture**

C.E. Credit **1 hour**

Tuition **Complimentary Lecture**

Course Description

Dentists play an important role as primary healthcare workers. They need to screen and monitor patients for underlying medical conditions, and are required to render dental care to an array of medically complex patients. Pertinent medical assessment of patients has become an essential part of dentistry, as even the most common medical problems may require modifications to routine dental care.

Course Objectives

Participants in this course will learn:

- How to obtain health information that impacts routine dental care
- How to interpret information that may indicate underlying medical problems
- How to alter routine dental care according to patient's medical condition

About the Speaker



Glick

Michael Glick, D.M.D., is Professor of Oral Medicine at ATSU's Arizona School of Dentistry & Oral Health and Associate Dean, Oral-Medical Sciences at ATSU's School of Osteopathic Medicine in Arizona.

He has authored more than 200 journal publications, numerous book chapters and has co-edited several textbooks including *Dental Management of Patients with HIV* and *Burket's Oral Medicine: Diagnosis and Treatment* (11th ed.).

Diagnosis and Treatment (11th ed.).

Dr. Glick is the President of the American Board of Oral Medicine and serves as the Editor of the *Journal of the American Dental Association*.

Hat Trick Team

Choose from one of three lectures

Whole office can attend for \$100

How to Make a Great First Impression

November 21, 2009
9 a.m.-Noon

Dr. Lori Trost, Lecturer



Trost

Ultrasonics: An Evidence Based Approach to Nonsurgical Periodontal Therapy

November 21, 2009
9 a.m.-Noon

Gail Malone, Lecturer



Malone

Intraoral Radiography : Basic Principles and Digital Application

November 21, 2009
9 a.m.-Noon

Marie George, Lecturer



George

How to Make a Great First Impression (Hat Trick, Option 1)

Date/Time..... **November 21, 2009, 9 a.m. - Noon**
Audience..... **Dentists**

Format **Lecture**
C.E. Credit **3 hours**

Course Description

How to Make a Great First Impression (half day lecture, workshop available)

Impression taking is one of the most demanding and often frustrating procedure clinicians face in their daily practice. This course will discuss predictable and consistent techniques for achieving detailed, accurate impressions and focus on reducing common errors - bubbles, pulls, and inconsistencies. This presentation is filled with information the dentist can immediately implement into their practice.

Course Objectives

1. Learn the main components of creating a good impression: preparation, protocol, and prediction.
2. Develop a good understanding of materials and the proper choices given the procedure.
3. Discover current methods of tissue isolation, tissue management, and temporization.
4. Discuss troubleshooting and improve lab communication.
5. Grow confidence with your chairside assistant by orchestrating a synchronized procedure.

About the Speaker



Trost

Dr. Lori Trost maintains a private practice in Columbia, IL that merges contemporary esthetic dentistry with a minimally invasive approach to patient care. Her writings and vision for dentistry have found her published in JADA; Canadian Journal of Oral Health, Dental Economics, WDJ, RDH, Dental Town, and a variety of manufacturer journals. She is a REALITY evaluator and a past editor of WDJ, Woman Dentist

Journal. Lori also regularly participates on a variety of Key Influencer Panels.

Most recently, Dr. Trost has founded pinktooth.net - the online resource for all women in dentistry. This entrepreneurial effort has been recognized by the ADA in honoring her with a Shils Foundation Award for Leadership and Vision.

Dr. Trost is a member of the ADA, AGD, and is a Fellow in the International Academy of Dental Facial Esthetics. Lori not only values the need for continuing education, but also actively participates, lectures and instructs on a variety of dental procedures, products, technology, and team integration.

Ultrasonics: An Evidence Based Approach to Nonsurgical Periodontal Therapy (Hat Trick, Option 2)

Date/Time **November 21, 2010, 9 a.m. - Noon**
Audience **Hygienists**

Format..... **Lecture**
C.E. Credit..... **3 hours**

Course Description

This course is based on the current scientific literature and evidenced based strategies to give the clinician practical guidelines regarding the use of ultrasonic instrumentation and non-injectable local anesthesia for nonsurgical periodontal therapy. Ultrasonic instrumentation techniques will be covered extensively following the dental hygiene process of care and utilizing hands-on activities. Indications for a non-injectable local anesthetic periodontal gel will be discussed and the application technique reviewed.

Course Objectives

1. Differentiate the advantages and limitations of the various technologies which drive power scaling units
2. Compare and contrast the three E's of hand, sonic, and ultrasonic instrumentation techniques: effectiveness, efficiency, and ergonomics
3. Describe the technology of ultrasonics and define key terminology, including acoustic streaming, acoustical turbulence, cavitation, lavage, frequency, power and stroke pattern
4. Identify and assess pretreatment considerations for the use of ultrasonic instrumentation to include patient's medical history, clinical indications, and contraindications
5. Identify the benefits and limitations of non-injectable local anesthetic periodontal gel
6. Identify various modifying factors which influence and/or change instrumentation protocols such as root anatomy, furcations and oral conditions.
7. List criteria for the appropriate selection of ultrasonic inserts, both standard and modified.
8. Demonstrate the correct technique for utilization of the ultrasonic scaler to include insert and power selection, lavage flow, grasp, fulcrum, tip adaptation, and stroke
9. Implement ultrasonic instrumentation to facilitate thorough periodontal debridement and enhance clinical outcomes.

About the Speaker



Malone

Gail Malone is a Clinical Educator for DENTSPLY Professional serving the Northeast Region of the U.S. She received her dental hygiene degree from Montgomery County Community College in Blue Bell, PA and completed a Bachelor of Science Degree in Dental Hygiene from Thomas Jefferson University, Philadelphia, Pa., where she served as adjunct faculty. Gail's experience of more

than 20 years in dentistry includes clinical practice, dental hygiene education, dental practice management and dental distribution. She joined the DENTSPLY team from Benco Dental Company where her most recent position was Director of Training and Education.

Gail has developed and presented educational programs to dental and dental hygiene students, professional associations, dental societies and study clubs. Her focus is to provide dental professionals with current scientific research and information to assist them in implementing effective and efficient evidence based treatment protocols in their clinical practice.

Intraoral Radiography: Basic Principles and Digital Application (Hat Trick, Option 3)

Date/Time..... **November 21, 2009, 9 a.m. - Noon**
Audience..... **Assistants**

Format **Lecture**
C.E. Credit **3 hours**

Course Description

This course is designed to provide dental auxiliaries with practical information on intraoral radiography techniques. The basic principles of intraoral radiography will be discussed, including application of these principles to digital radiography.

Course Objectives

- Describe the production of dental radiation
- Discuss ways to minimize radiation exposure for patients and the operator
- Identify exposure factors that affect the quality of the radiograph
- Describe the various types of examinations and define indications for each
- Correctly utilize paralleling technique instruments to obtain diagnostic quality images
- Identify common exposure errors and methods to avoid such errors
- Demonstrate proper infection control procedures during radiograph exposure and processing
- Recognize the advantages and disadvantages of digital radiography
- Apply the basic principles of the film paralleling technique to digital paralleling technique

About the Speaker



George

Marie George, M.S., RDH, is the Clinical Education Manager for DENTSPLY Professional. In addition to 23 years of clinical experience, she held several appointments at the University of Pittsburgh School of Dental Medicine, including Assistant Professor of Dental Hygiene, Clinical Research Coordinator for the Department of Periodontics, and CE lecturer for the Department of Continuing Education.

Marie earned a Bachelor of Science degree in Dental Hygiene from West Liberty State College and a Master of Science degree in Dental Hygiene from West Virginia University.

Freehand Composite Bonding: The “Ultimate Esthetics”

Date/Time **January 16, 2010, 8 a.m. - 5 p.m.**
Audience **Dental Professionals**

Format..... **Lecture and Workshop**
C.E. Credit..... **8 hours**
Tuition..... **\$240**

Course Description

Freehand composite restorations provide the most versatile technique available for making minor or major changes in dental appearance. With proper technique, their function and longevity rivals porcelain while providing benefits other materials can't match. So why are so few dentists maximizing this potential? A dentist's success with basic operative restorations doesn't always translate into success with more complex freehand restorations and full resin veneers. A trial-and-error learning curve isn't cost-effective for busy offices to master this technique. This comprehensive seminar will benefit each attendee by sharing an organized step-by-step approach that includes operative technique as well as vital diagnostic and marketing skills to achieve “Ultimate Esthetics” with freehand composite restorations.

Course Objectives

Upon completion of this course, the participant will know:

1. Step-by-step procedures for individual tooth changes (color change, Class III, IV, and V).
2. How to provide solutions for common esthetic problems (worn teeth, peg laterals, and crowding).
3. Why porcelain isn't always the best option for dramatic smile makeovers.
4. Verbal skills that will gain patient interest and increase patient acceptance.
5. How to relate occlusion and excellent function to cosmetic procedures to enhance value.
6. Polishing techniques for an incredibly natural finish.
7. How to maintain bonding for many years of happy smiles!

About the Speaker



Willhite

Corky Willhite, D.D.S., has achieved Fellowship in the American Academy of Cosmetic Dentistry, Academy of General Dentistry, American College of Dentists and the Pierre Fauchard Society. He served on the AACD Board of Governors and is an Examiner for Accreditation. He is an assistant clinical professor in the Department of Prosthodontics at L.S.U. School of Dentistry.

With a full-time private practice limited to cosmetic dentistry, he has enjoyed the opportunity to share his knowledge on cosmetic dentistry with colleagues through published articles and lectures around the world. His experience is based on a dedication to the belief that “excellence” and “esthetics” are not only compatible, but can take dentistry to a new level of satisfaction and success.

The Agony and the Ecstasy of Cone Beam Imaging

Date/Time **February 20, 2010, 9 a.m.-4 p.m.**
Audience **Dental Professionals**

Format..... **Lecture and Workshop**
C.E. Credit..... **6 hours**
Tuition..... **\$180**

Course Description

Dentists use imaging every day on almost every patient to make clinical treatment decisions. Now there is an amazing, cost effective x-ray technique for dentistry to help our clinical decision-making called Cone Beam CT. In his fun, “plain talk” way, Dr. Miles presents the principles and applications (the Ecstasy) of Dentistry’s newest and most advanced imaging technology – Cone Beam Imaging. The presentation also includes information about potential liability issues and legal concerns (the Agony) for dentists who use or plan to use Cone Beam Technology and uses cases to illustrate the uses and potential pitfalls.

Come learn about this unique imaging modality and how it can help you treat your patients more efficiently, expertly, and confidently!

Course Objectives

This program will enable you to:

- Understand the principles of CBVT
- Visualize lesions more precisely
- Develop precise pre-surgical planning
- Understand the role CBVT will play in your practice
- Help you navigate and avoid the potential liability

About the Speaker



Miles

Dale A. Miles, D.D.S., M.S., B.A., FRCD(C)Dip. ABOMR, Dip. ABOM Adjunct Professor, University of Texas and Arizona School of Dentistry & Oral Health. Dr. Miles served Professor of Oral and Maxillofacial Radiology and Associate Dean for Clinical Affairs at the Arizona School of Dentistry & Oral Health. A diplomate of the American Board of Oral and Maxillofacial Radiology and the American Board

of Oral Medicine, Dr. Miles has been named one of the “TOP 100 CLINICANS IN CE” for the last five years by Dentistry Today. He has authored more than 120 scientific articles and four textbooks, and has given more than 450 presentations. Dr. Miles is also a Consultant to the U.S. Navy Postgraduate Dental School in Oral Diagnosis, Oral Medicine and Oral Radiology. Currently he is the CEO of Digital Radiographic Solutions and a founding member of the Advanced Dental Board, which provides radiographic interpretive reports for owners and users of Cone Beam technology. Dr. Miles has a website for teaching dentists and auxiliaries about digital imaging and cone beam imaging at www.learn.digital.net. He practices radiology full-time in Fountain Hills, Ariz., and has interpreted more than 1600 Cone Beam CT cases.

Teenagers — What Their Mouths Are Telling You but They're Not

Practical Information on Teen Health Issues

Date/Time **March 27, 2010, 9 a.m.-Noon.**

Audience **Dental Professionals**

Format..... **Lecture**

C.E. Credit..... **3 hours**

Tuition..... **\$90**

Course Description

The current and sometimes shocking health behaviors and trends in the younger generation can influence their oral and systemic health. The dental professional has an opportunity during the dental visit, to identify risk behaviors and intervene with the teenager to make positive health choices.

Participants will engage in a lively discussion on timely topics relating to teens. Dialogue may include oral and overall health issues associated with cola/sports drink consumption, eating disorders, obesity and substance abuse (Meth Mouth). Examining high-risk behaviors and gender differences prepare the dental professional to initiate conversations that will provide guidance with the health decisions that face the youth of today.

Objectives

Adolescence

Acid Erosion

Eating Disorders

Substance Abuse (Meth)

High-Risk Behaviors

About the Speaker



Brogan

Manager, Southwest Professional Education

Territory: AZ, AR, CA, NM, NV, OK, TX, UT

Donna Brogan, B.S., R.D.H., is a graduate of the University of Oklahoma Dental Hygiene Program. She is currently a clinical instructor at her alma mater and has fourteen years experience in private practice.

She is an active member in the American Dental Hygienists' Association and is the Editor for the Oklahoma Dental Hygienists' Association.

An educational consultant of thirteen years, Donna has presented a wide range of topics to audiences throughout the world. She has written for such publications as RDH, Journal of Practical Hygiene, Contemporary Oral Hygiene, and the Woman's Dentist Journal.

Most recently she has joined the Professional Education team with Philips Sonicare and lectures across the country on dental related topics including women's wellness, oral interventions for all ages, patient compliance, and the oral/systemic link.

Is It Hot in Here or Is It Me?

Making Sense of Patients' Menopausal Mysteries

Date/Time **March 27, 2010, 1-4 p.m.**
Audience **Dental Professionals**

Format..... **Lecture**
C.E. Credit..... **3 hours**
Tuition..... **\$90**

Course Description

Hot flashes, night sweats, mood swings...sound familiar? Eventually, every female patient experiences some sign or symptom associated with perimenopause and menopause. Your patients will have their own unique experiences from "personal summers," flushed cheeks and oral sensitivities. It's not a disease...it's a condition!

Course participants will explore systemic health conditions and oral health concerns of women during all phases of perimenopause and menopause. An open discussion of treatment options and symptom relief with clinical application to oral conditions will enable participants to assist their female patients throughout these two transition phases of womanhood.

Course Topic Selections

Physiology
Manifestations
Traditional Relief
Alternative Choices
New Clinical Application

About the Speaker



Brogan

Manager, Southwest Professional Education

Territory: AZ, AR, CA, NM, NV, OK, TX, UT

Donna Brogan, B.S., R.D.H., is a graduate of the University of Oklahoma Dental Hygiene Program. She is currently a clinical instructor at her alma mater and has fourteen years experience in private practice.

She is an active member in the American Dental Hygienists' Association and is the Editor for the Oklahoma Dental Hygienists' Association.

An educational consultant of thirteen years, Donna has presented a wide range of topics to audiences throughout the world. She has written for such publications as RDH, Journal of Practical Hygiene, Contemporary Oral Hygiene, and the Woman's Dentist Journal.

Most recently she has joined the Professional Education team with Philips Sonicare and lectures across the country on dental related topics including women's wellness, oral interventions for all ages, patient compliance, and the oral/systemic link.

Herbal Therapies and Commonly Prescribed Medications:

Practice Management Considerations for Dental Professionals

Date/Time **April 10, 2010, 9-4 p.m.**

Audience **Dental Professionals**

Format..... **Lecture**

C.E. Credit..... **6 hours**

Tuition..... **\$180**

Course Description

Join us for a full day discussion of the most commonly prescribed medications and herbal therapies. The morning session reviews the 20 most commonly prescribed medications taken by clients treated in the oral healthcare environment. Drug interactions, popular drugs in the media, and new drugs in dentistry will be discussed. A comprehensive review of drugs and dental care products used to manage the oral side effects of medications will be presented.

The afternoon session provides oral healthcare professionals with current information about the assessment, treatment, and management of clients taking selected prescription drugs and herbal supplements. Oral side effects associated with these medications, including bleeding risk, xerostomia, infections and alterations to oral tissues will be discussed.

Drug/herb interactions of significance to dentistry, as well as risk assessment and risk reduction strategies will be reviewed. Oral health intervention strategies to prevent or reduce the severity of associated oral side effects will be presented.

Course Objectives

At the conclusion of this course the participant should be able to:

1. Identify and discuss commonly prescribed medications taken by clients treated in the oral healthcare setting.
2. Identify common drug interactions of significance to dental professionals.
3. State the current American Heart Association guidelines for antibiotic premedication.
4. List several new dental drugs and discuss their indications for use in practice.
5. Describe how to perform a comprehensive pharmacologic history review, which includes the assessment of the client's use of over-the-counter, prescription, and herbal medications.
6. Discuss how to reduce the risk of bleeding complications associated with dental procedures in clients taking prescription and herbal medications.
7. Discuss the management of oral side effects caused by medications and herbal therapies.

About the Speaker



Spolarich

Anne Eshenaur Spolarich received her certificate in Dental Hygiene from the University of Pennsylvania, a baccalaureate degree in Dental Hygiene from Thomas Jefferson University, and both a master of science in Dental Hygiene and a Ph.D. in Physiology from the University of Maryland at Baltimore.

Dr. Spolarich has presented hundreds of courses both nationally and internationally on the topics of pharmacology and the care of medically complex patients. She has published more than 60 papers and six chapters in dental hygiene textbooks. She is a member of the Executive Committee of the Journal of Dental Hygiene, a member of several journal editorial review boards, and is a consultant to the National Center for Dental Hygiene Research.

Dr. Spolarich has held several academic appointments at Thomas Jefferson University and the University of Pennsylvania School of Dental Medicine. Currently, she teaches Clinical Medicine and Pharmacology at the Arizona School of Dentistry & Oral Health, and Pharmacology in the Audiology Department at the Arizona School of Health Sciences. She is also clinical associate professor at the University of Southern California Dental School, and a clinical instructor on the dean's faculty at the University of Maryland Dental School. In addition to teaching, Dr. Spolarich is an independent contractor, providing research and educational consulting services to both private and professional organizations. She has conducted research at numerous prestigious facilities and is the recipient of many professional awards.

Dr. Spolarich practices dental hygiene part-time in Arizona and Maryland, and resides in Phoenix, Arizona.

Improving your Bottom Line: Predictable and Profitable Aesthetics

Date/Time **April 24, 2010, 9 a.m.-4 p.m.**
Audience **Dental Professionals**

Format **Lecture**
C.E. Credit **6 hours**
Tuition **\$180**

Course Description

- The psychological significance of the mouth
- Smile design made simple
- Simplifying adhesion; Self Etch vs. Total Etch
- State of the art materials for restorative and aesthetic cases
- Latest concepts of remineralization and caries treatment
- Neuromarketing: Getting patients to say “YES”
- Aesthetic dilemmas and how to solve them
- Aesthetic prostheses - fixed and removable
- Conquering space - the use of illusions in aesthetic dentistry
- Motivating patients to request aesthetic/cosmetic procedures
- Achieve a higher acceptance of your case presentations in general
- Learn about state-of-the-art materials and techniques and how they can make your practice easier, more profitable, and more enjoyable.

Course Objectives

- Upon completion, the participant should be able to:
- Have an understanding of how and where to use the newest materials
 - Simplify and show the differences between total and self-etch systems
 - Improve case presentation skills leading to higher patient acceptance
 - Utilize the concepts needed to create life like smiles
 - Understand how to solve aesthetic dilemmas
 - Take-away clinically relevant information and use it the next day
 - Make restorative dentistry easier, more predictable, and more profitable

About the Speaker



Fier

Dr. Marvin Fier is considered to be one of the finest dentists in the country. In recognition of his expertise in cosmetic dentistry, he has been awarded Diplomate status by the American Board of Aesthetic Dentistry and made a Fellow of the American Society for Dental Aesthetics. He is also a Fellow of the International Academy for Dental-Facial Esthetics, a Fellow of the Academy of Dentistry International, the American

College of Dentists, and the International College of Dentists.

He received his D.D.S. degree from NYU in 1971 and served as a dental officer in the US Navy. He is the Executive Vice President of the American Society for Dental Aesthetics. Dr. Fier has served as a consultant to the American Dental Association. He is an adjunct professor at New York University College of Dentistry, the Eastman Dental Center at the University of Rochester, and at the dental schools of the University of Minnesota, Loma Linda University, and Indiana University. He publishes articles in professional journals regularly; his contributions have been in the areas of Cosmetic & Restorative dentistry, state-of-the-art materials, hypnosis, and how dentistry affects the quality of life. In addition to having an active practice, he regularly lectures to other dentists in the United States and internationally. He has taught in Asia, Europe and Latin America, and has been awarded many honors and fellowships by his colleagues in prestigious societies throughout the world. Dr. Fier is a Fellow in the American College of Dentists, an honor bestowed on only 3% of the dentists in the United States, and a Fellow of the International College of Dentists.



This course is supported in part by an unrestricted educational grant from Kuraray Dental.

The Medically Complex Dental Patient

Date/Time **May 1, 2010, 9 a.m.-4 p.m.**
Audience **Dental Professionals**

Format..... **Lecture**
C.E. Credit..... **6 hours**
Tuition..... **\$180**

Course Description

Dentists play an important role as primary healthcare workers. They need to screen and monitor patients for underlying medical conditions, and are required to render dental care to an array of medically complex patients. Pertinent medical assessment of patients has become an essential part of dentistry, as even the most common medical problems may require modifications to routine dental care. Providing oral healthcare for medically complex patients in today's rapidly changing medical environment is a daunting responsibility. This course will simplify this task by explaining and providing clinical guidance for dental care of patients with complex medical conditions.

Course Objectives

Participants in this course will learn:

- How to obtain health information that impacts on routine dental care
- How to interpret information that may indicate underlying medical problems
- How to alter routine dental care according to patient's medical condition
- How to apply protocols that are used to provide safe and appropriate care for the medically complex dental patient
- How to be a contributing member in the overall health of the patient
- How to remain sensitive to related legal issues

About the Speaker



Glick

Michael Glick, D.M.D., is Professor of Oral Medicine at ATSU's Arizona School of Dentistry & Oral Health and Associate Dean, Oral-Medical Sciences at ATSU's School of Osteopathic Medicine in Arizona.

He has authored more than 200 journal publications, numerous book chapters and has co-edited several textbooks including *Dental Management of Patients with HIV* and *Burket's Oral Medicine: Diagnosis and Treatment* (11th ed.).

Dr. Glick is the President of the American Board of Oral Medicine and serves as the Editor of the *Journal of the American Dental Association*.

Practical Approaches to Special Care Dentistry

Date/Time..... **May 15, 2010, 9 a.m.-Noon**
Audience..... **Dental Professionals**

Format **Lecture**
C.E. Credit **3 hours**
Tuition **\$90**

Course Description

The majority of patients with special needs can be seen in private practice with proper planning and some patience. Dental treatment of people with special needs often presents unique medical/legal situations concerning consent, documentation of medical history and the appropriate use of medical immobilization. Recent literature, applicable laws and existing guidelines are reviewed pertaining to dental treatment of people with special needs. An overview of autistic spectrum disorders and intellectual disabilities is presented. Medications commonly prescribed in this population and their implications in dental treatment are reviewed. Since patients with autism and/or intellectual disability often present with challenging behavioral issues, tips for managing these behaviors in the dental chair are offered.

Course Objectives

The participant will be able to

1. Define informed consent and describe the special issues presented when working with patients with special needs
2. Obtain an accurate medical history for patients with intellectual disabilities and other special needs
3. Understand the complexity of the guidelines that exist for medical immobilization
4. Understand how the medications often prescribed in this population are related to providing dental care
5. Implement basic behavior management techniques utilized in the dental treatment of people with special needs into practice

About the Speaker



Romer

Dr. Maureen Romer is an Associate Professor and Director of Special Care Dentistry at A.T. Still University, Arizona School of Dentistry & Oral Health (ASDOH). She received her BS from Adelphi University and her DDS from New York University College of Dentistry. Following a general practice residency at Staten Island University Hospital, Dr. Romer completed a two-year

New York State Consortium of Medical Education in Developmental Disabilities Fellowship in Special Care Dentistry. She received her Masters in Public Administration with a concentration in healthcare administration from Long Island University. In 1995 Dr. Romer was named Assistant Director, Special Care Dentistry & Assistant Professor, Department of Dentistry & Department of Pediatrics at the Rose F. Kennedy Center, Children's Evaluation & Rehabilitation Center, Albert Einstein College of Medicine of Yeshiva University. She was named Director, Special Care Dentistry in 2003 and promoted to Associate Professor, Department of Dentistry in 2006.

Dr. Romer is a fellow of the Academy of Dentistry for Persons with Disabilities and is a diplomate of the American Board of Special Care Dentistry. In addition, she serves on both boards. Dr. Romer received a New York State Office of Mental Retardation & Developmental Disabilities Certificate of Achievement in 1994 and a New York State Office of Mental Retardation & Developmental Disabilities Distinguished Service Award in 2006. Dr. Romer has presented at many national meetings and has published on such areas of special care dentistry as autism, restraint and consent, rare syndromes, pre-doctoral education and self-injurious behavior. Her current research focus is on oral health-related quality of life in people with developmental disabilities.

Ergonomics: Work Can Be a Real Pain in the Neck!

Date/Time **May 22, 2010, 9 a.m.-4 p.m.**
Audience **Dental Health Professionals**

Format..... **Lecture and Workshop**
C.E. Credit..... **6 hours**
Tuition..... **\$100**

Course Description

Ergonomics, Magnification & Occupational Musculoskeletal Disorders

This interactive course is designed to increase the participant's ergonomic knowledge and skill level directed towards cumulative trauma and injury prevention. Ergonomic principles related to instrument selection, magnification, operator chair selection, and postural adaptations in the workplace are discussed. Simple techniques for reducing musculoskeletal fatigue and improving overall body mechanics for optimal daily physical performance are presented. Participants learn a selection of medically and ergonomically sound exercises to increase musculoskeletal comfort and extend clinical performance potential as an oral healthcare professional.

Course Objectives

- Understand human-centered ergonomics
- List common occupational musculoskeletal disorders
- Understand spinal relationship to clinical performance
- Discuss instrument selection based on ergonomic principles
- Discuss principles of selection and benefits of wearing magnification loupes
- Identify nerves and anatomical structures most often affected by cumulative trauma (CT) and repetitive motion disorders (RMD)
- Participate in exercises for achieving a healthier practitioner body
- Review exercises in a physical medicine preventive/rehab program

About the Speaker



Benkert

Kimberly Benkert graduated from Loyola University, College of Dentistry with a B.S. in Dental Hygiene. She holds a masters in public health in Health Policy and Administration from the University of Illinois, and is Certified in Orofacial Myology through the International Association of Orofacial Myology.

Benkert's primary practice area is orofacial myology, treating functional dysphagia, orofacial myofunctional disorders (OMD), temporomandibular muscle dysfunction (TMD), and elimination of parafunctional habits, such as bruxism, clenching, muscle bracing, and digit sucking. She established her private practice in Orofacial Myology/TMD in the Chicago suburbs in 1978.

Benkert lectures and teaches continuing education courses covering a variety of topics both nationally and internationally. She has been published in U.S. and international journals and was a contributor to four textbooks. Her audiences mainly include dental hygienists, dentists, speech pathologists, physical therapists, and physicians.

Benkert served as president of the American Dental Hygienists' Association (2002-03), is an examiner on the IAOM Board of Examiners for the Certification process in Orofacial Myology, and actively participates as a member of the American Academy of Dental Hygiene, the International Federation of Dental Hygiene, and the American Association of Public Health Dentistry.

Pediatric Dentistry: Fun & Easy for the General Practitioner

“So easy . . . even a Caveman can do it!”

Date/Time **June 5, 2010, 9 a.m.-4 p.m.**
Audience **Dental Professionals**

Format **Lecture**
C.E. Credit **6 hours**
Tuition **\$180**

Course Description

Educational and Entertaining

It's a Great Program for the Entire Staff

Increase your income while having FUN with kids

Increase your referrals by treating children

Why Treating Children can become Your very Best Marketing Tool

Pediatric Dental Emergencies Made Easy

Bonus Feature: How to Serve Your Community and grow Your Practice through Sports Dentistry

Learn simple Techniques for the five most common Pediatric Dental Procedures

Learn Surefire Behavior Management Techniques

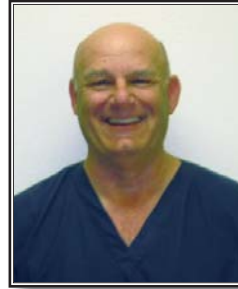
Be a “Health Hero” in your Community

Learn the Games and Prizes that Kids Love (and they're cheap too)

Bonus Feature: Make Your Vocation your Vacation

Make Dentistry a Joy for You and Your Staff

About the Speakers



Snyder

Dr. Ken Snyder is a graduate of the University of Pittsburgh's School of Dental Medicine. He was in private practice in Phoenix, Arizona for 17 years and for the past 12 years he has been the Dental Director and the Children's Dentist at the St. Vincent de Paul's Children's Dental Clinic. Dr. Snyder has done extensive lecturing throughout the U. S. and Canada on the benefits of Humor, Laughter and Play in our Personal and Professional lives.



Landgren

Dr. Rick Landgren is a graduate of the University of Iowa College of Dentistry. He received a certificate in Pediatric Dentistry from the Children's Hospital in Denver, Colorado. Dr. Rick maintains a private pediatric practice in Mesa, Arizona. Dr. Landgren is one of the team dentists for the Phoenix Coyotes and the Dental Consultant for the Chicago Cubs.

Registration Form

Please submit one form per registrant. Register online at <http://www.atsu.edu/asdohcde>

Name _____ Mailing address _____

Title *(please check)* _____ City _____

D.D.S. D.M.D. R.D.H. D.A. L.D. State _____ ZIP Code _____

Other Specialty _____ Phone _____

I am an ASDOH alumnus. Grad year _____ Email _____

(needed for course confirmation)

Register for five or more of the following courses and receive a 20 percent discount off the total tuition fee!
 ASDOH and affiliate alumni may take a 10 percent discount on individual courses!

Course Title	Date	Tuition
<input type="checkbox"/> Hypnosis 101 for Dentists and Health Professionals	October 7, 2009	\$50
<input type="checkbox"/> Impressions, Techniques, Concepts, and Materials	October 8, 2009	\$50
<input type="checkbox"/> Care for the Apprehensive, Unmanageable & Medically Compromised	October 9, 2009	\$180
<input type="checkbox"/> Functional Esthetics: Diagnosis and Planning	October 13, 2009	Complimentary!
<input type="checkbox"/> Management of the Medically Complex Dental Patient	October 13, 2009	Complimentary!
<input type="checkbox"/> Hat Trick Team (see pages 7-10)	November 21, 2009	\$100
<input type="checkbox"/> Freehand Composite Bonding: The "Ultimate Esthetics"	January 16, 2010	\$240
<input type="checkbox"/> The Agony and the Ecstasy of Cone Beam Imaging	February 20, 2010	\$180
<input type="checkbox"/> Teenagers—What Their Mouths Are Telling You but They're Not	March 27, 2010	\$90
<input type="checkbox"/> Is It Hot in Here or Is It Me?	March 27, 2010	\$90
<input type="checkbox"/> Herbal Therapies and Commonly Prescribed Medications	April 10, 2010	\$180
<input type="checkbox"/> Improving your Bottom Line: Predictable and Profitable Aesthetics	April 24, 2010	\$180
<input type="checkbox"/> The Medically Complex Dental Patient	May 1, 2010	\$180
<input type="checkbox"/> Practical Approaches to Special Care Dentistry	May 15, 2010	\$90
<input type="checkbox"/> Ergonomics: Work Can Be a Real Pain in the Neck!	May 22, 2010	\$100
<input type="checkbox"/> Pediatric Dentistry: Fun & Easy for the General Practitioner	June 5, 2010	\$180

Subtotal \$ _____

Discount \$ _____

Total \$ _____

Payment

Register with credit card online.

Please mail form to:

A.T. Still University
 ASDOH C.D.E. Dept.
 5850 E. Still Circle
 Mesa, AZ 85206

A.T. STILL UNIVERSITY | ATSU

5850 E. Still Circle
Mesa, AZ 85206-3618