

# **The Journal of Osteopathy**

**February 1911**

**Vol. 18, No. 2**

Reproduced with a gift from the Auxiliary To The Missouri Association of Osteopathic Physicians & Surgeons, D.O. Care Fund

**May not be reproduced in any format without the permission of the Museum of Osteopathic Medicine,<sup>SM</sup>**

# The Journal of Osteopathy

Edited by W. K. Jacobs.

VOL. XVIII.

FEBRUARY, 1911

No. 2

## Editorial

### **Advance Program of the Coming National Convention at Chicago**

An advance outline of the program which is being prepared for the next National Convention, to be held in Chicago during the week beginning July 24th, is before us, and evidently the hard-working program committee is preparing to serve up a course of "Osteopathic Delectables" which no osteopath will want to miss. In view of what may almost be termed a crisis in our independent existence as a profession, we cannot too strongly urge your active support of the National Association, and your affiliation with it. It is the best weapon for defending the larger interests of the osteopathic profession, and it is therefore the absolute duty of every osteopath to put his shoulder to the wheel, and be willing to assist the organization in every possible way. If you are not yet a member of the organization, send in your application, and make plans to be at the Convention.

### **A New Osteopathic Invention**

A few months ago we were informed that a new osteopathic table would soon be put on the market, but as we choose to be conservative on such matters, and therefore hesitated to break into print until we were assured that the table is all that is claimed for it, the announcement was withheld. Since then, however, we have had opportunity to investigate the matter further, and have also obtained the opinion of several members of the A. S. O. Faculty. We do not hesitate to say that the "Twentieth Century Treating Table" is the best invention along the line of osteopathic treating tables that has ever been placed on the market. It is the practical solution for osteopathic practitioners, both men and women, who are physically unable to stand the strain of incessant treating,

with the older methods. It is unqualifiedly recommended by practitioners who have seen it, and are thoroughly competent to judge, as the best contrivance for lumbar treatment that has ever appeared.

Gynecological features will be added, and the table will soon be ready for the market. Further announcements will appear later. The inventor, Dr. J. V. McManis, B. S., D. O., (A. S. O. June, '05) is now taking a post-graduate course at the A. S. O., and certainly is to be congratulated upon his mechanical ingenuity. It is the culmination of about five years of study and experimentation on his part, and we have no hesitancy in saying the invention is of distinct merit, and the inventor has rendered the osteopathic profession a valuable service.

#### **New Medical Ideas**

Under this heading, "Medicus," in the issue of January 23rd, 1911, of the Cincinnati Inquirer, gives, in a gratifyingly open-minded manner, his views on the various schools of healing. He says:

"The dominant school of medicine uses too much drugging and too much operating. Recent reports from Johns Hopkins Medical School show the knife in the ascendency. The newer schools use less of both and cure a larger percentage of cases.

"The dominant school remains dominant for the same reason that bosses reign, being in the possession of all the public plums they attract the aspirant for a medical degree who does not know the difference between the medical schools, but has heard that the dominant school ridicules all the new methods of cure.

"The same thing happened when Dr. Harvey discovered the circulation of the blood early in the eighteenth century. The concensus of opinion was against him and did not materially change till after his death.

New thought in medicine, attenuated drugs and osteopathy, which removes congestion, restore normal circulation of the blood and elimination of waste products, are reducing the number of incurable diseases to a minimum. Shall they be kept out of our public institutions and ridiculed, or shall they be taken up and placed where their claims may be demonstrated and their science or lack of it proved to all new students?

"The taxpayers are asked for a million or more to place a new medical building in the university. Shall we perpetuate the old to the exclusion of the new, or place each method of healing before the students that they may learn them and put them to the test?"

**Another Journal Asks for Fair Play** In an editorial, under the heading of "A Plea for Fair Play," "The American Journal of Physiologic Therapeutics," the new journal edited by Dr. Harrower, takes a rational stand with regard to osteopathy. Not committing himself to osteopathy, any more than to any other school of healing, as you will see, but a demand for fair play to which the science is entitled distinctly by virtue of its merits. We give it in full:

"When a periodical with the standing of the British Medical Journal has for a leading article a favorable treatise upon osteopathy and a recital of cures of "incurable" cases by this method in the hands of a prominent physician; when an institution with the fame and conservative traditions of the Massachusetts General Hospital appoints an osteopath to its service, and when a national medical organization invites an osteopath to address one of its meetings, it would really seem that the time had come for the general practitioner of medicine to look at this matter fairly and squarely.

We do not mean that we believe in osteopathy any more than in any other "pathy." The day of therapeutic BELIEFS is past. This is a day of FACTS and of a thorough scientific search for facts. Because of this the attitude of institutions, medical journals and physicians is changing, and those who are consistently scientific and humanitarian are no longer afraid to recognize a truth and a help, even if it be labeled "osteopathy," or, for that matter, anything else. Osteopathy has its faults, but so have we. Osteopathy may have more faults than any other school of practice. What if it has? This is hardly the point. The point is that the osteopaths have proved that they can do some things better than they have been done heretofore; therefore, we suggest that the family physician avail himself of this fact in his work, and utilize the osteopath when indicated, just as he does the surgeon, the dentist, the oculist, the orthopedist or any other specialist. It is sometimes argued that many osteopaths are ignorant, but ignorance is not monopolized by any school of practice, and competence may be discovered in their ranks by the same method you would use to decide upon your surgical consultant.

In these days of drug nihilism it is refreshing to find positive therapeutics, and while few of our readers would be ready to accept the osteopathic theory as a whole, it would not be inconsistent with the tendency of the times for every physician to look into osteopathy with an open mind and try to discover why it is receiving the recognition in high places which is today being accorded to it. If you are shocked

to read such as this here, read the title of this publication, think it over carefully and without bias, and then ask yourself frankly if it is inconsistent for a magazine with this title to insist upon its honest search for therapeutic truth NO MATTER IN WHAT FIELD IT MAY BE FOUND. We are not hereby committing ourselves to osteopathy in the least degree, nor are we endorsing it in any way. We ask for frank recognition of whatever is scientifically true—for 'fair play.'"

**The National League of Medical Freedom and Present and Future Medical Legislation**

From indications all over the country, and from the number of medical bills seeking to "regulate" osteopathy which have been introduced in the various state legislatures, all of which are influenced more or less by the Flexner misrepresentation of osteopathy and osteopathic education, the A. M. A. evidently proposes to keep the osteopaths on the jump during this legislative season. In many ways it looks like "the fight of our lives," and no exhortation should be needed to bring every osteopath into line in the common defense of our principles and rights. There are several features of the struggle which are gratifying, and other features which we believe could be injected into the fight which would make the battle still more interesting.

In the first place, with the A. M. A. constantly springing surprises and planning political ambushes, it keeps us in good fighting trim and our wits keen—the sort of thing which makes for successful opposition. Then, too, the Owen bill has proved to be more of a boomerang to the medical politicians than anything which they have attempted in recent years. The tremendous volume of adverse criticism by an awakened public press which has been hurled at the political intrigues of this supposedly scientific body, the exposition of its machinations in various magazine articles which never would have been prompted but for the Owen bill, the forcing together on lines of common defense the Homeopaths, Eclectics and Osteopaths, who are solidly lined up against the bill by resolutions passed at the meetings of their respective national associations, and lastly the creation of the National League for Medical Freedom with its millions of followers, not only in all branches of the healing profession but also among the educated and thinking laity, taking all these things into account, the Owen bill has done more damage to political medicine, and more good to real medical democracy than anything which has ever been attempted or could have happened. Nor has the introduction of the Mann bill, which has been railroaded through the committee, served to modify public opinion with regard to

its real significance. While this bill has been withdrawn and nothing further is likely to be heard from it at this time, it will be difficult to persuade the public to regard the move as anything more than a scheme to get a better foothold just a little closer to the ultimate goal of a National Bureau of Public Health, and an allopathic oligarchy.

**The National League of Medical Freedom.**

The organization of the National League for Medical Freedom has been opportune, and is bound to be a weapon of defense of the utmost importance. It has lifted the issue above simply opposing schools of medicine and to what are sneeringly referred to as "cults," and the argument loses all force because it is now a question of the people against political medicine.

The organization is also in a position to maintain not only a well-directed but a concentrated opposition, representing as it does a class of people, who by virtue of numbers and standing demand at least a respectful hearing and a proper regard for their convictions.

Nor should the activities of this organization cease when the Owen and Mann bills are disposed of. With the millions of members already in its ranks and the number increasing daily, the power which could be wielded by such a body for a real medical house-cleaning cannot be estimated. What could it do? Well, to make the fight more interesting, it could initiate some legislation of its own. The A. M. A. so far has done all the shooting at the toes of the other branches of the healing art, suppose we turn the tables for a while, and let them do the dancing and dodging. The question is along what line should legislation be directed? Well, how about this promiscuous major surgery, which is indulged in by a horde of half-baked medical squirts who don't know an appendix from a gall bladder—the kind Dr. Norman Barnesby refers to, when he relates the following actual occurrence: Physician No. 1 operates on a lady of good family for appendicitis. Patient makes good recovery. One year later, patient has recurrence of same symptoms, while physician No. 1 is out of town. Physician No. 2, a surgeon of good reputation, is called in to take care of the case. He advises an operation for appendicitis, and physician No. 1 returns just in time to witness the operation. In due time, the diseased appendix is removed. Physician No. 1 is plainly perplexed, and thus gave voice to his confusion, "Lord, if that is the appendix, what did I take out?" We venture a guess: "The Lord only knows." Might have been anything from an ovary to Meckel's diverticulum. What right have such physicians of whatever school to practice surgery? They are usually the

men who can't earn their salt practicing medicine, so as a last resort they pose as "surgeons."

#### Who Would Favor Such Legislation?

In the first place, a proper limitation placed upon major surgery would surely meet with favor among worthy surgeons and the best and most conscientious medical men of all schools. In fact, a bill is now up before the Colorado legislature which provides "that any surgeon who shall perform an operation for appendicitis and afterward be unable to prove that the appendix was in a diseased condition shall be guilty of malpractice, and punishable under the penal code." But why limit it to appendicitis? Instead of making a law drastic on one point only, it should rather insist upon specialization in surgery after completing a regular medical or osteopathic course, for not less than two years in some school of recognized standing in the line of special training in surgery.

Then, too, such a law would hit a class of physicians who deserve to be "hit," and the pseudo-physicians, comprising largely the political wing of the A. M. A. would suffer perhaps more than any other body or set of men. Then there is the type of critics of osteopathy, one of whom was editorially exposed in last month's Journal, and the type usually engaged by the A. M. A. as "censors" (or "spies" would perhaps be a better designation, because their chief business is to mind other people's business,) would either have to be pensioned by the organization they serve or seek some other way of making a livelihood. This is also the class, and we speak from definite knowledge, who are anxious to send patients to fake osteopaths in order to give a black eye to regular osteopaths. They are the ones who do all in their power to obstruct and defeat by means fair or foul, legislation which would enable osteopaths to purge their ranks from a class of fakers who are constantly bringing the osteopathic profession in disrepute, and who are a menace to their unsuspecting patients.

Such legislation would be bound to be popular with the long-suffering public—it would be instantly recognized as a real benefaction.

#### Our Position.

Not that any of us would minimize the importance of an effective and economical administration of the regulating functions which are within the legitimate province of medicine, in order that the health of the nation may be properly safeguarded. But the real crux of the matter is, why does not the A. M. A., who claims to be the parent organiza-

tion in medicine, and the guardian angel of all that relates to it, seek to get the active co-operation of the other recognized schools of healing in such a nation-wide reform? If the accusation that the Owen bill is simply a political means to a political end, that end being to get a strangle hold on all opposing schools of healing, is unfounded, why are not representatives of the national associations of the other schools taken into their confidence when such a bill is formulated in the interests "solely of the people?" No! Everything in connection with it bears the brand of the A. M. A. Secrecy, selfishness, political chicanery, supreme arrogance, oppression, coercion, persecution: these are the weapons constantly resorted to. Talk about a "parent organization," we know of only one type of "parent" which adequately fits this description—a full-grown pig.

As a further evidence of a "coup" which has been planned to counteract the work done by the League of Medical Freedom, the Metropolitan Life Insurance Company of New York, who has a representative on the "Committee of One Hundred," has chosen to take sides in the matter and proposes to distribute pamphlets to its five million policy holders filled with articles written or prepared by members of this Committee. These pamphlets contain coupons which the policy holders are requested to fill out and send to their Congressman or Senator, putting themselves on record in favor of the National Health Department.

In view of these conditions, let the good work of the National League of Medical Freedom continue. Not only every osteopath should become a member, but he should secure as many members as possible among his patients and send them in to the headquarters of the League. This is a distinctly forward movement toward an effective curb of one of the greatest iniquities that ever donned "sheep's clothing" in order to attain its pernicious ends.

Write B. O. Flower, Metropolitan Building, New York City, the President of the League, for literature and particulars as to membership.

# Food: Its Definition and Function in the Light of Modern Research

BY H. ALFRED LEONARD, D. O., F. S.

(A paper read before the Pennsylvania Osteopathic Association, July 2, 1910.)

MR. PRESIDENT AND FELLOW OSTEOPATHS:

Science is merely knowing the truths of nature. Osteopathy is founded upon natural laws, therefore is scientific. Body nutrition is governed by natural laws, therefore to be scientific in feeding we must arrive at the truths or laws governing nutrition.

The purpose of this paper is to bring to the attention of my fellow osteopaths more particularly the misconceptions regarding the function of food, and how these misconceptions have led mankind into gross dietetic errors from which a great majority of bodily ills are primarily traceable.

Food may be defined as any substance which, when taken into the body, is capable of being absorbed and converted into the living tissues of the body. Any material the body can use for nutritive purposes. Any substance which cannot be so used cannot consistently be classed as a food, but exactly the opposite, and when taken into the body must be excreted at the expense of energy.

Man is composed of cells, and nutrition is the basis of cell life and activities, therefore it is scientifically and undeniably true that disease is at basis a nutritional disturbance. The osteopathic dictum, "A normal flow of blood is health" must be qualified, and should be made to read, "A NORMAL flow of NORMAL blood is health."

As the formation of the human body is a consolidated compound of the materials which are taken into the body, as air, food and water, it is logical reasoning that to produce a healthy being these substances must be selected, prepared and taken in a proper manner in accordance with nature's laws, and the INDIVIDUAL needs.

At birth we live, breathe and take nourishment without thought; the acts necessary to life are instinctive. But as the mind develops these acts become controllable, and as nature imposes responsibility with knowledge, conscious self-preservation is possible only when you know the danger of violating nature's laws. Hunger, thirst and taste

when normal are nature's language, instructing us how best to live. Ignorance of these laws is the cause of the universal lack of health.

Possibly one of the greatest errors that man has made (due to his ignorance regarding the TRUE function of food) is in supposing that he derived his energy to do work from the food he consumed; hence the more food consumed the more energy he would possess. This misconception of the function of food has developed the dietetic error of overeating, which is the primary cause of most troubles with the digestive tract.

In the May, 1909, issue of the Medical World, Philadelphia, Dr. O. W. Ellison says: "Overeating costs more lives than whiskey, war and pestilence combined." Dr. Edward Curtis, a physician of many years' experience and observation, says: "Overeating tends to shrink the span of life in proportion as it expands the liver."

The observations of such scientific men as Metchnikoff, Dana, Combe, Von Noorden, Tiessier, Escherich and numerous other authorities, have shown us the enormous role played by intestinal auto-intoxication as the result of overeating and bad combinations of food elements.

Dana pointed out several years ago that most nerve degenerations are the result of the action of toxins absorbed from the alimentary tract.

Metchnikoff has shown that arterio-sclerosis and premature old age are chiefly due to this cause.

Combe, Lane and others have shown that neurasthenia and other nervous disorders, various cachexias, skin maladies, and in fact, a majority of chronic diseases are due to the long continued absorption of toxins produced in the digestive tract from dietetic errors.

Auto-intoxication creates, by depraving nutrition, the morbid opportunity essential for the pathogenic action of the nearly omnipresent germs, which poison the body by means of THEIR toxins.

Conversely, autogenic poisons are augmented in infected organisms through increased febrile dis-assimilation and elementary putrefaction. It is also possible by introducing more food than can possibly be digested, to overpower digestion, so that nothing is digested and absorbed, and starvation results.

In the light of the most modern research the TRUE FUNCTION OF FOOD is:

First: To supply material for growth.

Second: To replace that tissue worn out by effort.

Third: To supply certain salts necessary to make the process of bodily nutrition possible.

Fourth: The production of heat by oxidation.

This latter is even denied by Dr. Rabagliati of England, who in his book, "The Functions of Food," says: "Food does not supply either energy or heat to the body."

Man's body may be likened to a storage battery, and the food he eats to the chemicals supplied to the battery; the former prepares the man, and the latter the battery, to be energized from without. The body is a medium for the reception, storage and transmission of energy.

We are forced to the conclusion that we do not derive our energy to do work from the food we eat for the following reasons:

Man's daily activities consume a vast amount more energy than is possible to acquire from the amount of food consumed. The process of nutrition and bodily functions alone demand the expenditure of more energy than can be found in the food consumed, even by such a process as burning. A day laborer may eat a piece of beefsteak, a couple of potatoes and two slices of bread, all of which have been partially devitalized by cooking, and probably also rendered only partly available for digestion by insufficient mastication, and will then shovel twenty tons of earth to a height of five feet; and a Japanese soldier will carry a heavy load and fight all day on a handful of rice; besides, each will do some thinking, which also requires some energy. We also have on record fasts of from thirty to one hundred days, in some cases with constant gain of strength. From whence comes this energy to do things if not from food? From a careful analysis of the phenomena of sleep we are led to believe that it is very closely connected in no ordinary way with this mystery, for no matter how much we may eat, death will ensue in a few days if we are continuously deprived of sleep. It is not our intention at this time to discuss the phenomena of sleep, and how man draws his vital energy from the source of all power, but merely to stimulate thought to investigate this phase of life.

Having broadly defined the true function of food, we will now endeavor to show how man has evolved into gross errors of diet, and what we must do to return to natural conditions.

The lower animals in their native state seem to put the proper appreciation upon foods. They instinctively reject that which is harmful and accept only as food that which is good for them.

In the early times man was a blind instrument in the hands of his creator. Blindly he worked and rested and slept. Blindly he procreated, blindly he ate what came to his hand, instinctively asking

only physical gratification. But now he has evolved to a higher life than that of the flesh. Civilization has created for him artificial environments, in the chaos of which his natural instincts have been lost. He seems to appropriate for food everything he can lay his hands on, and his chief delight seems to be the mixing and stirring together of all sorts of things, the combinations of which go on to infinity. Man has reversed nature's plan of "eating to live," and seems to be "living only to eat," with the result that not only the individual but the race suffers thereby.

All the lower vertebrates live about eight times their periods for maturity. Man matures in about twenty-five years; therefore, judging by other forms of life he should live about two hundred years, but drops into his grave at an average of thirty-six years, only one in 5000 dying a natural death. There must be some good reason for this, and we believe the answer must be found in a consideration of the material from which man builds his body. No chemist in the world would dare risk his reputation in stating what would be the chemical results of the combination of materials ingested at one of our modern society course dinners. By long continued incorrect and unnatural habits of eating and drinking the body seemingly adjusts itself to false conditions, and many people argue that as long as the food tastes good, and they feel fairly well, the food must agree with them. While this appears convincing, it is not entitled to serious consideration, unless the natural method has also been tried. Unnatural livers have no standard to go by except their own, therefore do not know what the result would be had they lived naturally.

The primary and chief dietetic errors are overeating and inharmonious combinations of food. These are brought about mainly by ignorance of the function of food, insufficient mastication, and the artificial process of preparing the food by cooking.

Hunger is only satisfied by satisfying the taste buds. When food is not properly masticated it is passed to the stomach so quickly that the taste buds are not allowed to taste ALL the food; thus being unsatisfied, hunger is not appeased, and more food is demanded, although the stomach may be overloaded at the time. To continue this practice is gluttony.

In the cooking of food 30% to 60% of the nutritive value is destroyed, so that nature in its efforts to obtain the required amount of nutritive material demands a greater quantity of the food, which again overloads the stomach. In the cooking of foods the cook introduces his art, and suggests that they need to be fixed, mixed, mashed, bruised,

ground, shredded, baked, boiled, stewed, roasted, toasted, greased, sweetened, soured, fermented, raised, mushed, wet up, dried out, steamed, heated, or in some way changed from the way in which nature gave them to us. Thus robbed of their elementary and natural flavors which satisfy the taste buds, the cook endeavors to make them tasty by spicing, and the use of extracts and decoctions of which he knows nothing, until the original substance is so disguised that it cannot be recognized in taste or flavor. This produces inharmonious combinations in the stomach, resulting in fermentation, intestinal catarrh, mal or non-absorption, constipation and auto-intoxication.

Having shown the evil results of the primary dietetic errors, we may see the necessity of reforming our habits in the selection and combination of our foods, and the manner of their preparation and ingestion. Re-indulgence in the causes of disease will reproduce the effects, just as repeated indulgence in whiskey will result in repeated drunks.

When we begin to understand the TRUE function of food, we begin to see the necessity for lessening the total amount of food taken. When we see that partaking of stuffs that have no nutritive value becomes a source of burden to the body, we see the necessity of making a careful choice of our foods. When we realize that the process of cooking of food destroys 30% to 60% of its nutritive value, we see the necessity of selecting those articles which contain the greatest amount of LIVE nutritive material, with a minimum of waste, and these are to be found in the natural or elementary state. By elementary foods we mean all that class which have been fully prepared by nature for man's use without the artificial preparation known as cooking. They delegate to the body all their latent powers and energies and bring it to its highest degree of development.

The needs of the body are limited to about 16 elements and these can be found in their purest form in about a dozen different articles, which in natural and healthy living should be selected by the demands of the system expressed by hunger.

Since people have evolved into their present habits and customs of eating, they must evolve out of them. Therefore, in adopting the elementary food plan it is safest to adopt the evolutionary way, and gradually increase the number of uncooked ones, and decrease the number of cooked ones, until the cooked foods have been eliminated, and the system has had time to adjust itself to the new conditions.

Thorough mastication is nature's safeguard against overeating. Hunger is only satisfied by satisfying the taste buds; therefore, the com-

binning and mixture of foods in the mouth, which brings into activity the greatest number of these taste buds is the most satisfying. If people would masticate their food until it ceased to taste, it would quadruple the pleasure of eating and eliminate from human ills, overeating, indigestion and constipation.

It is the constant and insistent tendency of nature to keep every organism in its normal condition of balance or equilibrium of harmonious activity, and this tendency of nature demands the intelligent and conscious co-operation of the mind, in order that it may completely fulfil its mission. When this is done, vital energy stored during rest and sleep will not be expended thoughtlessly in disposing of large amounts of useless and overburdening food materials.

Food is a necessity for living existence, but it must take its place among other environing influences. It is a condition of animal life, but never a force or power of life. The forces of food are extrinsic to the eater, although intrinsic to the food, and the chances for life to most patients are inverse, not in direct ratio to the amount of food eaten.

Food compels work and expends and exhausts power. Sleep recuperates because of its condition of inactivity, therefore more sleep and less food is a rule for invalids.

The strength derived from a recently eaten meal is not strength derived from the meal (because it has not yet been assimilated), but strength made manifest by the meal, but the power comes from the individual and not the food.

Food compels vital activity as long as there is power to respond, which may proceed to exhaustion and death. Tonics, stimulants and all excitements do precisely the same, so prevent rest.

As all vital action is work, so all must eat; but how much, and what we shall eat should be determined by the age, size, temperature of environment and work to be performed by the individual.

The science of curing disease is to teach people to quit doing the things that make them sick.

404 Mint Arcade Building, Philadelphia, Pa.



## Anatomical Lesions Associated with Somatic Disturbances

BY DR. D. L. TASKER.

These disturbances have to do with the phenomena of adaptation and compensation as we see them manifested in the body. They are the efforts of the physical mechanism to make the best of its environment and to overcome disease. No phenomena require more careful study than those surrounding the lesions. The different manifestations of this thing we call lesion, and the changes in the peripheral portions of the body, we are all acquainted with. There are, however, certain fundamental facts in anatomy and physiology which elucidate the whole subject and give us a working basis whereby we may guide ourselves in treatment and gynecology.

The unity of the body is a well known fact, and is effected, for one thing, by connective tissue, as in the muscles where millions of cells are unified by a common tendon, and invested by a connective tissue fascia. Also the ligaments and capsules of the organs show the unity of the body through its connective tissues. The chemical unity of the body is shown by the secretions, as when lactation takes place whether there is direct nervous connection with the uterus or not, proving a practical unity.

The unifying force of the nervous system is well known. There is a protoplasmic connection from cell to cell, giving the ability to co-ordinate all portions of the body quickly. It is the unity of the nervous system in which we are most interested, and we will take up first the division of the body into its segments.

A lesion in the cervical region affects muscles clear down to the crest of the ilium, because the innervation comes from the cervical segments in embryonic development.

However, no one segment of the body completely controls any one movement of the body, it merely controls a portion of the body. By cutting certain nerves, you weaken a portion only of the movement. A lesion involves practically always three segments, because all the influence does not reside in one nerve trunk, but in the roots of one nerve trunk organized in several segments. The integrity of the nervous system is founded on two elements, the sensory and the motor. There

is a large group of other nerve fibers which carry their influences to these. The number of incoming impulses into the spinal cord or central nervous system is at least five times greater than the other nervous influences going out, and the sensory outnumber the motor fibers five to one. The sensory fiber is an individualized power; it receives the impulses from a certain point by a single individual path. The motor fibers are merely common paths. This common path acts not alone according to the influences coming to it from one part, but acts according to the impulses of all the sensory nerves in the body, because the branches of the sensory nerves pass up and down in the spinal cord, thus creating a sensory mechanism for the reception of sensory impressions.

The body is a mass of cells. On this account certain ones reside on the outside and certain ones on the inside of the body. It has two surfaces, external and internal; also there are intracellular surfaces between the cells of the mass. We should not consider the external and internal without the intracellular; we must take into account all three surfaces. The external mechanism gives us information about the things which go on about us, through immediate perceptors, such as the tactile, temperature, and taste nerves, and it also embraces certain distant perceptors, as the eye, ear and nose. The body must react to all these things.

Then we have the internal surface, linings of organs, etc., which furnish a group of impulses to the system.

Between the cells and within joints and along muscle tendons we have what we may term the proprioceptive field, which embraces sensory impressions of the lifting of weights, muscular sense, etc.

Each segment reacts to all these three sets of impressions. Each segment of the spinal cord reacts to all these three kinds of impressions and also sends out a group of motor fibers similarly divided, some to the effective organs on the outside, some to the plain muscles of the hollow viscera. These pilo-motor, etc., influences go into the ganglia of the sympathetic and are distributed in that way. Thus every segment receives its impulses from three receptor fields and distribute to at least two effector fields. Every reaction that takes place in this segment is based upon all these things, and the body calls for adjustment every moment.

All of the receptor and effector areas must be correlated to each other in each segment of the spinal cord, but the segment is more apt to react to the influences belonging to itself than to those above and below. We are quite sure to have one segment related to certain portions

within the body. The correlating fibers pass up and down not only in one segment, but in several. There is a segmental and pluri-segmental, and upon that a cerebral correlation, relating each part of the body to the whole.

The joints involved in each rib articulation are constantly being worked upon. They change the capacity of the chest, they change its adjustment to all the different parts and the joints respond to the needs of the local area, or to the needs of the cavity of which it is a controlling part, or to the needs of the body as a whole in carrying its own weight or an added weight. We have a pluri-segmental system in the scapular muscles. Any lesion here may be a manifestation of the failure of the body to adjust itself to some labor condition. The serrati muscles are innervated by several segments and must act in harmony. They act on the ribs and in order to be co-ordinated, any action on this part must be from a pluri-segmental system.

In weaknesses of the eye muscles the head is tilted to compensate for the weakness of the muscle affected, so that the chin moves in the direction of the weak muscle to compensate for its lack of power. In a patient of this class, the lesion would be in the cervical region because it results from the effort to compensate for the weakness of certain eye muscles. It is a secondary, compensatory, lesion and will often correct itself. The chin may move forward, to the right, or back according as it is compensating for an external, internal or superior rectus muscle.

In some cases of curvature the spines lose their weight carrying power through weakening of the muscles and curves occur in all sorts of directions. One corrects such lesions by exercises and developing the power of adaptation inherent in the body. The power of adaptation cultivated will correct the lesions. The weight carrying capacity of the spine adapts itself to the work it must perform, until it no longer feels it. In the dorsal region the weight carrying capacity devolves upon the bodies of the vertebræ, the neck and lumbar carrying the weight on the arthro-dials. Where the weight carrying capacity shifts to the arthro-dials, there we find the lesions.

The caudal segments of the cord have but little of the proprio-receptor field. In the dorsal region, the segments have all three fields and lesion may be the manifestation of reaction to any one of the three fields. Any lesion must be looked upon as possibly only a diagnostic sign of the effort of adaptation and not a cause of disease, and to correct such a lesion there must be an educative process gone through with. We are interested in the scientific phase of the matter. We want to

know the time relation, to know whether we have a primary or secondary lesion to deal with, whether it is the expression of an injury or an expression of adaptation and compensation.—Synopsis of Address at the National Convention at San Francisco, Cal., 1910.

## Take Courage

GEO. W. REID, D. O., WORCESTER, MASS.

Have you been suff'ring for many a day,  
 From the pangs of disease, still gnawing away—  
 Destroying your comfort, disturbing your peace—  
 And it seems that your troubles would nevermore cease?  
 Have you tried M. D.'s—their powders and pills  
 And failed to get cured of your aches and your ills?  
 Have you given raw food and fasting a trial,  
 Till you were so weak you scarcely could smile?  
 Have you tried water cures and changes of clime,  
 And have been disappointed and poorer each time?  
 Have you tried faith cure, C. S. and the like,  
 Electric machines, massage and the like?  
 Though these have all failed your health to restore,  
 Take courage, poor soul, and hearken once more.  
 There is a good chance for you even yet,  
 Cheer up, therefore, and the past forget!  
 Perhaps you have heard of that famous man, Still,  
 Who founded a system for curing each ill.  
 His followers now throughout the whole earth  
 Are showing the world its merit and worth.  
 Great multitudes who were once without hope,  
 Have found in this science a cure without dope.  
 Perhaps your troubles that ere long would kill,  
 Would also respond to the Osteopath's skill.  
 His logic's convincing, his reasoning sound—  
 With him the cause is first to be found.  
 Adjustment is always foremost in his mind,  
 So he tries in each case the lesion to find.  
 He then adjusts it by manual skill,  
 Instead of resorting to powder and pill.  
 The forces unhampered begin to restore  
 The body to health and vigor once more.

## Infantile Paralysis

BY ELIZABETH SADDON, D. O.

Acute anterior poliomyelitis, or infantile paralysis as it is more commonly called, has been more seriously considered of recent years than ever before. The frequency of the disease, and the appalling fatalities recorded, demand a thorough diagnostician and practitioner. Anterior poliomyelitis is usually associated with meningitis, as the extension of the inflammatory process to the cord is a clearly recognized feature of most meningeal affections.

We may have simply pressure symptoms resulting from a pachymeningitis or leptomeningitis, or one or more segments of the cord is partially or wholly involved.

Owing to the very intimate relation of the pia and the fibrous septa of the cord, myelitis is frequent. If of meningeal origin, the clinical history shows a preponderance of pain, spasms and irritation, lack of extensive paralysis, the head is drawn back, the limbs rigid.

If of myelitic origin, rapid onset, less pain, early paralysis are significant. The symptoms of anterior poliomyelitis are as diverse as the cases, and each case varies with the location of the lesion or lesions, severity or character, and the complete or partial disappearance of the peripheral prolongations of the spinal cells that have been injured.

Owing to the motor and trophic centers of the different segments of the cord, we may have paralysis of parts of different groups of muscles.

The children of neuropathic parents are especially predisposed to this disease. Personally I have observed a number of such cases where the mother was young, and a sufferer of neurasthenia. Have treated a number of cases, and can say that the osteopathic treatment is especially the treatment.

My first severe case was a little girl of two and a half years; the attack had appeared light—a slight indisposition—some temperature one afternoon and night; the next morning the right arm was perfectly limp, and the left lower limb partially paralyzed, the little foot dropped. I was called to see the case after three weeks; during that time she was practically free from pain. On examination I found a drawn, anterior condition of the upper dorsal. By supporting the little hand she could

faintly move the second and third fingers. The lower limb was quite well after the third treatment. The hand improved rapidly, until the muscles of the forearm were much stronger, when the progress became slow. The weather became cold, and we neglected to pack the arm before going out. Although the wrappings were warm, I am convinced that light weight packing, such as cotton about the arm while going to and from my office, would have greatly benefitted the case.

Improvement was slow during the winter months, but when the warmer weather came she improved more rapidly, notwithstanding the fact that she was usually treated under resistance, as most children are, I think. She became able to lift the hand to her curls quite easily, and also used it in her play.

Have a very interesting case under treatment at this writing, a baby eight months old. Clinical history shows a tedious labor—no instruments, however—but am inclined to think it would have materially benefited the case, as the babe lay in the passage way several hours.

Was called to see this case "because baby couldn't hold his head up." The trouble was plainly visible.

Thought I had baby sized up before I had fully laid aside my wraps. The child fretted and cried almost continually, but it was a pathetic little cry, just as if it were worn out with pain. The arms were held rigidly by the side, or drawn backward as the head and shoulders were drawn back, especially when in acute pain, which seemed a greater part of the time. The right knee was drawn up at times, and the abdominal muscles were markedly rigid. The spine was anterior and drawn through the upper two-thirds of the dorsal.

History of head drawn back first three days after birth, and constipation. Am unable to determine just how long this condition has existed. The case is improving nicely. Bowels are better; spinal muscles more relaxed, judging from the fact that he is playful and contented. Is unable to grasp anything as yet, but can hold things placed in his hands. The mental state has given me much worry, although he seems to have very little, if any, trouble in that way, so far as we can see. Do not know the outcome of this case, but am hopeful. No tubercular history.

In considering the pathology of this subject, this paper will not permit covering the field extensively.

Acute polio myelitis involves mainly the anterior horns of the gray matter; hence the name.

Microscopically considered, the changes vary with the age of the lesion. A focus or several foci of myelitis are found in the anterior

gray matter of the cord. There is local degeneration of nerve tissue, with dilatation and changes in the blood vessels; the myelitic focus occupies one or both arterial areas of the anterior horn. Rarely it extends backward in the middle arterial field and invades the posterior horn. Usually it embraces the adjoining white matter of the cord to a varying extent. It is evident that the lesion is not strictly systematized, and also evident that it is vascular.

Authority points to invasion by the nasal vault as most frequent. The lungs are an invasion route also, from the close relation of meningeal disorders to pneumonia.

Treatment should be applied to that part of the cord most involved, in relaxing spinal contractions, and aiding the vaso-motor system, to absorb the meningeal thickenings over the parts of the cord involved, and building up the broken nervous tissue. As to success in each case, we can only say that nature has wonderful resources; that, as the "Old Doctor" has taught us, "remove the obstruction and nature will take care of the results."

## No Risk

They say that living sterner grows,

From high to higher varies;

They speak of food and roof and clothes

As costly necessaries.

But still no rise in smiles I see,

In friendship and forgiving,

In love and jest and charity,

Which make up true living.

—Edwin L. Sabin in *Woman's Home Companion*  
for February.

## Science Circles of Osteopathy

These reports are made up of the opinions of the members of the circles, and are published without comment. The Journal does not assume any responsibility for any of them. We would suggest that any criticisms pro and can be sent to C. B. Hunt, Brastes Block, S. Omaha, Nebr.—Ed

### Report of the Supreme Science Circle.

No. 1. Suggests that Supreme Circle take up the idea of making a collection of case reports for compilation and publication with a view toward increasing the knowledge of what results are possible in certain cases. Reports the addition of the leader of the South Dakota Circle, Dr. C. E. Schoolcraft.

No. 2. Has a ladies' and men's Circle, which seems to be the most satisfactory in his state. He has found that the acute conditions of infantile paralysis respond best to the treatment. Case report—brake-man, age 35, was thrown from a car, receiving a severe scalp wound, twisting occiput anteriorly on atlas and causing posterior lesions second and third cervical. Sensory paralysis below waist with pain in head; six weeks' treatment cured.

No. 3. Resents criticism of Science Circle reports, believing that the practitioners in the field are more concerned as to the manner in which the public accepts the work done by them, than anyone else could possibly be.

No. 4. His Circle, in conditions like infantile paralysis, reports the result of their findings as compared to that of different authors. In diabetes mellitus has learned that the patient must follow a strict diabetic diet to obtain best results. Gluten flour and saccharine sugar must be substituted for common flour and sugar, making a very easy diet.

No. 5. Has had considerable experience recently with a condition not generally recognized, known as rectal pockets. These are formed by a fold at the junction of the mucous membrane and the skin, developing an incomplete sub-mucous fistula, due to the presence of fecal matter. Diagnosed and treated by aid of large Pratt speculum with electric light attachment. To treat, uses a straight uterine sound with shepherd crook, bent on the end, about one and a half inches long. Introduces this into pocket with cocaine 6% and carbolic acid 2%, or a solution of adrenalin chloride and cocaine. In a few minutes entire

pocket is cut out with a pair of curved, blunt-pointed uterine shears, then withdraws the speculum and inserts adrenalin chloride ointment through tube. In diagnoses a small red point will be seen through the speculum.

No. 6. Has observed, in a number of cases, a larger pouching of rectum and sigmoid flexure from having bowel contents forced down by cathartics, etc., producing dilatation, impaction, a general breakdown and stasis with colitis and mucous exudate, hard to relieve. First empties bowel with syringe which has a catheter at the terminus, usually No. 10 up to No. 12; introduces into this from 4 to 8 oz. of olive oil daily before retiring. Diets with large amount of butter.

No. 7. Had a case of mucous colitis which received little relief until diet was changed from a bland, non-irritating form to a course diet consisting of graham bread, cream, bacon, butter, celery, cabbage, etc. After six months patient had no return of condition; believes condition is due to constipation.

No. 8. Is treating an interesting case of a girl of thirteen with congenital "leakage of the heart," auscultation revealing only one sound, a murmur as of passage of water through a hose. Specialists said condition was one of malformation of valves. Lesions posterior dorsal region, with flat chest.

C. B. HUNT, Leader.

## Too Ticklish

"How many ribs have you, Johnny?" asked the teacher of physiology.

"I don't know, ma'am," giggled Johnny, squirming around on one foot; "I'm so awfully ticklish I could never count 'em."—M. L. Hayward in Woman's Home Companion for February.

## Forum

### Advocates Whipping Post.

The following letter shows the uncompromising attitude of Dr. Andrew Taylor Still, Founder of Osteopathy, towards a type of brutes which the law does not seem to be able to effectually reach:

E. G. Lewis, Editor Woman's National Daily,  
St. Louis, Mo.

Dear Sir:—Missouri and probably many other states need a severe law dealing with wife-beaters. I feel that a man who will beat his wife or his mother should himself suffer a beating, and it should not be in private but in public. The public whipping-post, such as I understand the law provides in Oregon, in extreme instances, seems to me the only cure for these degenerate creatures.

We have good laws against cruelty to animals, and we should just as stringently protect wives from inhuman brutes who, under the cloak of husband, cruelly abuse those they pledge themselves to love and protect.

The osteopathic profession stands with me in the cause of humanity.

Respectfully,

A. T. STILL, M. D.,

Founder of Osteopathy.

Kirksville, Mo., Feb. 7, 1911.

\* \* \*

### An Unsolicited Letter.

The A. I. Root Co., Publishers.

Gleanings in Bee Culture.

Medina, O., Jan. 23, 1911.

Dr. W. N. Coons, Medina, O.

Dear Sir:—I enclose you a letter received from one of our customers in New York. Perhaps you will be interested in reading it. This came unsolicited and possibly you would like a copy of it to hand some of the doubting Thomases among your patients and friends.

Yours truly,

THE A. I. ROOT CO.,

E. R. ROOT, Vice-Pres.

Camillus, N. Y., Jan. 18th, 1911.

E. R. Root, Medina, O.

I promised to have my articles on the way to Medina before this. I have had to make several visits to a dentist the past week, which has interfered with my work. I have them partly ready and will send them soon.

I saw Mr. House in the city Saturday; he told me he was writing his. Mr. House is doctoring with an osteopath. Now this is the only doctoring I have any faith in.

I am not going to write you a long letter, but I want to tell you about two or three of the cases that osteopathy has helped that I know of personally.

The first was a bee-keeper who was kicked in the leg by a cow. He went on crutches for three years, having no use of that leg. He tried everything that several of the best medical men in Syracuse could do and got no better. At the end of three years he tried osteopathy, and was soon walking without crutches.

The next is a lady (a bee-keeper's daughter) who began to have poor spells after the birth of a child and got worse for three years, until she was unable to leave her room and hardly the bed. She made her will and peace with God and expected never to be better. Her father induced her to try an osteopath, and the next day after the first treatment she walked over to call on one of her neighbors. Her medical doctors said the trouble was with the heart, while the osteopath said there was nothing wrong with the heart. She has done her housework ever since and is in good health.

The next case is my mother. She had her lower jaw dislocated by a dentist. She was unable to bite on solid food and had continuous pain in the jaw and headache. It was getting to be a serious matter. She consulted some of the best surgeons in Syracuse, and they told her she would have to go to the hospital and have an operation, that would cost her \$125.00. She went to consult an osteopath, and he told her to open her mouth about as far as it was when it was thrown out; he slipped it into place with one push, although he did not tell her he was going to. The pain stopped and she doesn't have any trouble in using it now. The osteopath charged her \$2.00.

I might tell of a girl about a half mile from here who was injured when she was nine years old by a gravestone falling on her. She was an invalid until she was nineteen. She is married now and does her own housework.

Another case, a coachman near here, who was injured by a horse

being thrown on him. But I must quit. I might mention twenty-five or more cases that I know of. Osteopaths not only know what is causing the trouble but how to remove the cause.

The bee-keepers around here have all been sorry to hear of Mr. House's bad health lately, so you see why I am pleased to have him try osteopathy. Some of the bee-keepers have said they were afraid we were going to lose Mr. House if he kept having those sick spells.

You will please excuse me for writing so long a letter to so busy a man as yourself on a subject uninvited. Yours truly,

IRVING KINYON.

\* \* \*

EDITOR OF THE JOURNAL:

The following from "The Medical Era" of December, 1910, will be of interest to all who are opposed to anything that savors of graft in our higher institutions of learning:

"UNIVERSITY PROFESSORSHIPS FOR SALE.—The opinion has been quite general that Universities were exempt from many minor defects to which other schools were subject, and among these defects was one relating to the selection of the professors. Also that the University was superior to the ordinary school because of the fact that its professors had been selected because of their peculiar fitness for the service they were to perform. There is probably little doubt that nearly all such positions, probably all in some institutions, have been filled in this manner, but it has been charged that in an eastern University prices of professorships have ranged from \$100,000 to \$1,000,000, the latter sum having been "tentatively offered for naming the successor to one of the present educators.

"Had this charge been made against an independent school it would not have been considered startling; indeed, it would have been deemed a good business deal, it being long known that the man with the large 'roll' could easily secure an 'appointment,' the independent medical schools being run by their owners for what there is 'in it;' but it had been generally supposed that State Universities, being supported by the State, were free from such forms of graft. This would appear to be one of the most pernicious impositions ever practiced."

The Carnegie Foundation exploiters will doubtless see to it that this "does not occur again." Of course, no one will be mean enough to suggest that a man who will buy a professorship might be weak enough to yield to the temptation to sell a diploma. Of course not.

Fraternally,

S. S. STILL.

## Legal and Legislative

**"Doctors' Trust" Again Hit Hard in Congress Fight.**—Headed by H. L. Gordon, one time Lieutenant Governor of Ohio; Colonel Frederick A. Bangs, of Chicago; Miss Clara Barton, the founder of the Red Cross Society; Mrs. John A. Logan and many others of prominence, scores of members of the National League for Medical Freedom, crowded into the room of the House Committee on Interstate and Foreign Commerce, January 19th, and emphatically registered their opposition to the Mann bill, which was up for hearing.

This measure which provides for a change in the name of the Public Health and Marine Hospital Service and enlarges the scope of that Bureau, was criticised as delegating powers which would be dangerous for any bureau to exercise, and powers which are particularly dangerous in this case, because they would be entrusted to a set of men known to be favorable to a certain school of medicine.

The principal speaker of the session this morning was Mr. Gordon, who acted as spokesman for the National League for Medical Freedom.

"The authority that this measure conveys," said Mr. Gordon, "opened the doors of every home in this country to the representatives of this particular branch of the Federal Government, and authorizes them to investigate any personal illness or disease that may exist in such homes.

"All that any one in the employ of the public health service has to do to obtain authority to investigate some particular disease under the provisions of this bill is to determine in his own mind that the disease would interfere with interstate commerce, and he is then clothed with power to the fullest extent. This would place the citizenship of the country absolutely at the mercy of the men who are connected with the public health service.

"One fact, it seems to me, plays a very important part in determining whether such power as this should be given to the public health service. That is, the men in whose hands the powers delegated by this bill are put, all belong to one school of medicine, and under the provision of the measure this particular school of physicians would be empowered to disseminate its views as to the causes of disease and as to the results which should be adopted by the citizenship of this country, to the exclusion of all other opinions and remedies of the many other schools of medicine in this country."

Mr. Gordon was kept so busy answering the questions of the members of this committee that it was impossible to finish the hearing today and another session will be held. Colonel Frederick A. Bangs, of Chicago, and State Senator L. E. Slack of Indiana, are to make further representations on behalf of the League.

**California Legislation.**—The State Board of Pharmacy either blundered grievously or it proposes to enact a law so revolutionary that nearly every druggist in the State will be driven out of business. Among six bills it introduced through Senator Regan of San Francisco, was one which specifically says: "Any person who is not authorized by law to practice medicine and surgery, osteopathy, and other systems or modes of treatment of the sick or afflicted in the State, who conducts the business of advertising and selling and offering to sell any drug or herb, or of treat-

ing or offering to treat with any drug or herb with intent to cure or mitigate disease, shall be guilty of misdemeanor."

According to the bill every seller of drugs or herbs must be admitted to the practice of medicine, surgery and osteopathy. The five other bills pertain to the regulation of the traffic in drugs and poisons, and an appropriation of \$10,000 annually for the State Board of Pharmacy for the enforcement of pharmaceutical laws.

**A Law to Save Appendix.**—Under this head the Denver newspapers print the following notice:

"A bill will be introduced in the next Colorado Legislature providing that any surgeon who shall perform an operation for appendicitis and afterwards be unable to prove that the appendix was in a diseased condition, shall be guilty of malpractice, and punishable under the penal code."

The bill is being fathered by a number of medical practitioners throughout the state, who hold to the theory that the appendix has a function to perform in the human body and that operations for its removal are due in many cases only to the surgeon's love of his science and the desire for a large fat fee.

**Reach an Agreement in North Dakota.**—According to reports which have come from Bismark, N. D., a conference was held between the osteopaths and the medical men, and as a result an agreement was reached whereby the proposed bill for the control of medical men will be amended and the fight that has been in progress since the assembly opened be killed off. The amendments were accepted by the joint public health committees at sessions, and it is said that the bill was reported for passing. Another version of the situation states that the bill calls for a board of medical examiners before which all applicants for admission to the practice of medicine or surgery shall appear. The osteopaths assert that in this way the regulars will have the majority of the board and they will exclude osteopaths and all those who are graduates of some regular school, and that in this way it is not a square deal. At the present time there is an osteopathic board of examiners, there being three members, all appointed by the governor, and they hold the examinations and regulate the practice of osteopathy in the state. If the law offered by the regular practitioners is passed, the osteopathic law will be nullified. Both sides of the fight have had representatives working since the opening of the assembly, and it is expected there at least will be a sharp debate on the floor of both houses when the matter comes up for consideration.

**No License for Fake Osteopaths.**—By a decision of the supreme court, Christian Brunn, an osteopath of Ellensburg, Wash., will not get a license from the state board of medical examiners. He was refused a license by the board on the ground that he had not filed a diploma from an osteopathic school. He brought suit in the superior court for a writ of mandate to compel issuance of the license, claiming that the law did not require filing of such diploma. The supreme court says that mandate will not lie, as he had adequate remedy by direct appeal to the courts.

**Iowa Osteopaths Want Separate Board.**—The osteopaths are making another effort during this session of the legislature to have a law passed that will give them an examining board distinct from the medical board of examiners. Such a bill was introduced by Representative Halgrims of Humboldt. According to the bill the board will be self-supporting. It will be composed entirely of osteopathic doctors, where at present the osteopaths are examined without a member of their profession being represented in the examiners. The state will not be asked to furnish a cent.

as the expenses will not be allowed to exceed the fees paid in by the applicants for degrees.

The osteopathic profession is backing the bill to the last member. A legislative committee, appointed by the state association, is working in the interest of the bill. It is composed of Dr. U. M. Hibbetts of Grinnell, Dr. Frank G. Cluett of Sioux City, and Dr. Della B. Caldwell, of Des Moines. The same bill was introduced in the legislature four years ago and passed the house by a big majority, but it was too near the close of the session to get into the senate. The committee having the bill under consideration reported the measure without recommendation.

**Trouble Reported in Pennsylvania.**—Says the Philadelphia Times: "Doctors of the homeopathic school and practitioners of osteopathy are rallying around their leaders in preparation for a fight upon the 'new medical bill,' which the physicians of the regular school will present at the current session of the legislature.

Advocates of homeopathy and osteopathy plan to unite their hitherto hostile forces to make war upon the "allopaths," so-called, to prevent the passage of the bill.

They see hidden provisions and subtle clauses placed in the measure to hamper them in the practice of their calling, if not to drive them out of the medical profession.

The osteopaths are perhaps the most violent in their opposition to the new bill and the backers of the College of Osteopathy, in this city, are planning an indignation meeting when they will decide upon measures offensive and defensive.

Members of the rival schools, united to fight against the regular practitioners, do not hesitate to hurl grave charges against the men of the older and more prevalent medical creed.

The Pennsylvania State Medical Society has drawn the new bill. Dr. John M. Baldy is one of its principal backers, as are all the officers of the recognized medical societies of the state.

Other men staunchly supporting the bill are Dr. Alfred Stengel, Dr. W. W. Keen, the famous surgeon; Dr. Judson Daland and Dr. J. Madison Taylor.

#### "Homeopaths" Against Bill.

Arrayed against the bill are the members of the Pennsylvania Homeopathic Society and the Philadelphia County Homeopathic Society.

Prominent homeopaths who will fight the measure are Dr. William B. Van Lennep, dean of Hahnemann Medical College and professor of surgery there; Dr. Calvin B. Knorr, Dr. E. M. Grann and Dr. O. B. Hine and Dr. Leo Ashcraft, professors at Hahnemann College.

The College of Osteopathy is leading the other wing of the fight, represented by Dr. C. J. Muttart and Dr. D. S. B. Penock, the former president and the latter vice-president of the college, as well as numerous practitioners of osteopathy.

#### Provisions of the Law.

The new law provides one cannot lawfully call himself a doctor or practice medicine unless he has first been graduated "after a four years' course in medicine, including three regular courses of lectures in different years and received a degree of doctor of medicine from some institution recognized by at least one of the state medical societies.

"In addition thereto a license certificate of the board of medical examiners of the commonwealth" must be had."

**Iowa Physicians to Report Cases of Tuberculosis.**—For the purpose of assisting the state board of health in fighting the white plague, Frank Shane, representative from Wapello county Iowa, introduced in the house, a bill requiring all physicians and osteopaths to report all cases of tuberculosis to the secretary of the state board, and fixing a penalty for the violation of the proposed law.

Representative Shane's measure provides that it shall be the duty of every physician and osteopath to report by mail to the secretary of the state board of health within forty-eight hours after he has diagnosed the disease, the name, age, sex, residence and post-office address of any person having tuberculosis. Any violations of the provisions of the bill subject the physician or osteopath to penalty for misdemeanor.

"The object of the bill is to aid the state board of health in checking, as far as possible, all tuberculosis in the state," said Mr. Shane. "At present the health board secures the statistics as to all deaths from tuberculosis from the monthly reports of the undertakers. This does not assist much in fighting the disease. What the board needs is statistics concerning the people who have contracted tuberculosis.

"In many cases, nearly all in fact, it is possible to check the disease by taking certain precautions when it is first contracted. If the health board knows who have been taken down with tuberculosis it can send them free advice concerning the care of tuberculosis patients, including proper food and arrangements for out of door treatment."

**Kansas After Separate Board.**—The osteopaths are petitioning the Legislature for a separate examining board for the purpose of examining and licensing osteopaths desiring to practice in Kansas. Bills providing for such boards have been introduced, but the sentiment of many of the legislators is that probably one or two osteopath members will be added to the present medical examining board, which now examines and issues permits to practice in Kansas to physicians.

Legislators favoring an addition to the existing board for the purpose of taking care of applying osteopaths believe that the establishment of a separate board for osteopaths alone would set a bad precedent and that the three divisions of physicians, regulars, homeopaths and eclectic, would next apply for separate boards for each branch of the medical profession, instead of the present arrangement of one board with members representing each of three divisions.

From these reports the outlook is not favorable, but the osteopaths of Kansas are putting up a good fight. The following letter will give additional light on the situation:

**EDITOR OF JOURNAL OF OSTEOPATHY:**—Our separate board bill has been introduced in the senate and house. The senate committee was composed of three M. D.'s and two laymen, and after giving us a hearing they offered us two members on their board, which of course, we declined. The two laymen said the M. D.'s would or should know what was best for all schools and they voted against us, and the five recommended that we be given one member on the board. This was after they had offered us two and it was declined. We are beaten by the committee in the senate, but not by a vote of the senate. We had our bill in the house referred to the judiciary committee composed of eleven lawyers who, upon the presentation of our case to them by myself and Lawyer McKeener, a friend and neighbor of mine, they made a favorable report to the house. We hope to carry it in the house and message it over to the senate for a final test vote. We have many friends in the senate and house and hope to pass it. The laymen are from Lawrence, the State University town, and Hutchinson the State Reformatory town. The D. O.'s there can see about



their votes. We will stand by the separate board if we fall, because we are right. We are making the fight on the plea of justice and hope to win out. I hope no mistakes have been made that will defeat us.—DR. C. E. HULETT, Chairman of Legislative Committee, Kansas Osteopathic Association.

**Doctors Blamed for Growth of Drug Habit.**—Dr. Harvey Wiley, government food and drug expert, says: "Unless something is done to speedily stop the growth of the drug habit the United States will become a nation of weak-minded and befuddled people. Its alarming growth is one of the gravest questions that confront the nation to day. Every year sees thousands of people added to the already appalling list of habitual drug users. Once a drug slave, always a drug slave. The large number of dope fiends is due to doctors prescribing harmful drugs when not at all necessary. A physician should never prescribe opium or morphine unless it is for the purpose of saving a life. Then, and then only is it permissible. When a drug is given for some trivial illness, the odds are strong the patient will continue to take the drug, and will finally become a slave to the habit. A physician who thus puts a patient in the grip of this terrible habit has no right to practice his profession."

There is a bill now before congress, which, if passed, will go a long way toward stopping the habit. It requires all druggists to keep a record of drugs sold, which shall be made public. Once the amount sold is determined, with the use to which the drugs are put, Dr. Wiley believes the government will be in position to fight this menace to the welfare of the nation. "One of the chief reasons," he says, "for the spread of the drug habit is the fact that the gravity of the situation is kept secret. It is like carrying concealed weapons. I believe that if light is thrown on the conditions, public sentiment will be so aroused that steps will be taken to wipe out the traffic. Some of the druggists oppose a law providing publicity on the ground that it would be too much trouble to keep the records, but I believe that, after a short time, the records would not be as long as they are now."

**After the Miama County, Kansas, Doctors.**—Unless physicians of Miama county are more prompt in making detailed reports in case of death of patients, they will be prosecuted under the laws of the board of health. This is according to a statement made by Health Warden Fowler. The doctors of the county have been tardy in making the required report to the health officer until his patience is exhausted. The law fixes a fine of \$10 for failure to report a death and a fine of \$50 for failure to report a case of contagion. As soon as the local officer gathers sufficient data it is the intention to commence proceedings. There were 191 deaths in this county last year and many were falsely reported. In a number of cases no report was made whatever.

**New Hampshire Asks for a Square Deal.**—Dr. Willard D. Emery, in the Manchester (N. H.) Mirror, writes as follows:

"We ask of the state legislature an amendment to the proposed medical practice act which will provide for representation of the osteopathic profession on the state board of examiners, and the privilege of osteopathic physicians to take the state board examination for registration, to sign birth and death records and be amenable to the existing laws controlling contagious and infectious diseases.

"The osteopathic profession asks no special favors at the hands of the state legislature, but does ask for a square deal. If the applicant for admission cannot make a fair showing on examination we shall not want him to secure a license.

Many of the states of the Union have provided for a separate law regulating the

practice of osteopathy, but in view of the fact that the three oldest schools of medicine, the allopathic, the homeopathic and the eclectic schools, are uniting in asking for a composite board of medical examiners, we deem it logical to provide for the osteopathic profession in this manner, rather than to ask for special or separate legislation.

"As the osteopath is now getting practically the same training as is received by the M. D., and as nearly every osteopath practicing has had at least a twenty months' course and many of them twenty-seven and thirty-two months, and as the courses pursued by the graduates of medicine vary from twelve months to thirty-six months, owing to the time of their graduation, it will be seen that the education of the D. O. will average up to or exceed that of the M. D.

## Impressions

When Life's final page has been printed  
 And the colors have been thoroughly dried,  
 When the chases of steel have been polished  
 And stacked on the floor side by side,  
 We shall then take a long intermission  
 And the blessings of sleep we shall woo,  
 Till Man's Friend, the Master Mechanic,  
 Shall give us some new work to do.  
 Then those who have made good impressions,  
 Although in a poor, feeble way,  
 Will journey up higher for lessons  
 They neglected while yet in the clay;  
 And the Master, aware of our weakness,  
 Will not add to our burden of blame  
 If we failed to quite copy His imprint  
 As children of one common name.  
 Let us strive, then, to make good impressions,  
 For these are the things that survive  
 In the hearts of the friends left behind us  
 Like nectar obtained from the hive;  
 For, when Life's last page has been printed,  
 Full many a type will not show,  
 But the Master, in infinite goodness,  
 Will make perfect all letters, I know.

—William Arthur Blackwell, in Inland Printer.

## Associations

**Monthly Meeting of the Los Angeles County Society.**—The Los Angeles County Osteopathic Society held its regular monthly meeting January 16th, 1911. Dr. T. Jefferson Ruddy lectured upon the subject "What the Osteopath Can Do for the Eye," illustrating with forty-two views of eye diseases. This was very interesting and valuable osteopathically. He referred to the value of pressure upon the nasal bones as recommended by the "Old Doctor" in the treatment of Pterygium.—L. LUDLOW HAIGHT, D. O.

**The Recent Meeting at Goldsboro, N. C.**—The recent State meeting of Osteopaths was held in Goldsboro in the offices of Dr. A. H. Zealy. This was principally a business meeting and the attendance was not large. The following officers were elected: Dr. A. H. Zealy, President; Dr. R. M. Armstrong, Vice-President; Dr. M. J. Carson, Secretary-Treasurer.—M. J. CARSON, D. O., Secretary.

**Announcement of Annual Meeting of the Washington State Association.**—The annual meeting of the Washington Osteopathic Association will be held at Wenatchee April first, and the Wenatchee Daily World has agreed to run an article on Osteopathy, illustrated by cuts, the week preceding the meeting.—H. F. MORSE, D. O., Wenatchee, Wash.

**Massachusetts Osteopathic Society Meeting.**—Saturday, January 7th, 1911, was "red letter day" for the Massachusetts Osteopathic Society, not only in point of attendance but in interest and enthusiasm. It marked the first attempt at a "Scientific" afternoon and evening meeting and the celebration of their first Annual Banquet.

The meeting, which was held at the Copley Square Hotel, Boston, was called to order by the President, Dr. Aubrey W. Hart, with a few remarks; following which came an interesting business meeting.

The reports of the Committees were particularly complete; notably those of Publicity, Membership and Research Committees. Eight new names were added to the membership roll.

After the business meeting, came the "scientific program;" the addresses being followed by "Open Parliament" for free discussion.

The first address of the afternoon was by Dr. Alfred W. Rogers of Boston, on the "Venous Drainage of the Central Nervous System," a very helpful paper.

Dr. J. Oliver Sartwell of Salem, read a very interesting paper on "Uric Acid and its Relation to Osteopathy."

Dr. George C. Taplin of Boston, gave a very instructive address on "Normal Salt Solution in Cerebral Thrombosis, Meningitis, and certain Acute Infections," citing several interesting cases covering his experience with the use of same, in connection with other Osteopathic Therapeutics.

Dr. George D. Wheeler of Melrose, gave a particularly thoughtful and earnest address upon "Some Problems in Osteopathic Therapeutics. How Can They be Solved?" which led to a most helpful and profitable discussion, and which has done more to clarify the Osteopathic situation in this state than anything which has been brought before the society in some time.

About sixty sat down to the splendid banquet. Following which, the President introduced Dr. Howard T. Crawford, Dean of the Massachusetts College of Osteopathy, as toastmaster for the evening. After a few witty remarks, he introduced Dr. Harry W. Conant of Cambridge, who responded in a very happy manner to the toast "Osteopathy in Massachusetts."

Dr. George E. Smith of Boston, responded to "The American Osteopathic Association," and made an earnest plea for a more liberal support of the A. O. A. and our national conventions.

Dr. Effie L. Rogers of Boston, was effective in impressing us with the "Old Doctor's" brand of Osteopathy, in response to "The Old Doctor's Philosophy Best, Why?"

Dr. Frank P. Young of the Los Angeles College of Osteopathy, Los Angeles, California, who is now visiting the various eastern Osteopathic Centers and also some of the noted surgical clinics as well, brought hearty greetings from our Osteopathic friends on the Pacific Coast, and responded to the toast "Surgery," though that failed to "cover" his interesting remarks.

Dr. Ernest E. Tucker of New York City, responded to the toast "Our Auto-Protective Mechanism." Dr. Tucker gave us a most helpful and inspiring address; without exception one of the very best ever heard in this state. The Doctor not only has a very pleasing personality but a most interesting, thoughtful and convincing way of presenting his subject, which adds greatly to its helpfulness.

It was close to midnight when the members departed for their several homes, each and all glad they came and sorry to go.—KATHRYN G. TALLANT, Secretary.

**Montana State Association Holds an Election.**—At the last meeting of the Montana Osteopathic Association, the following officers were elected: President, Dr. C. E. Dove, Glendive; Vice-President, Dr. John Rieger, Billings; Secretary, Dr. J. Louise Smith, Missoula; Treasurer, Dr. Daisy Rieger, Billings; Trustees, Dr. Asa Willard, Missoula, for three years; Dr. L. K. Cramb, Butte, for two years. Next meeting is to be held at Hunters Hot Springs. Date to be fixed later.—J. LOUISE SMITH, D. O., Secretary.

**Officers Elected at the Recent Colorado State Association Meeting.**—At recent meeting of the Colorado State Osteopathic Association, the following officers for the year 1911 were elected: President, Dr. G. W. Perrin, 525 Empire Building, Denver, Colo.; First Vice-President, Dr. U. S. G. Bowersox, Longmont; Second Vice-President, Dr. C. N. Brackett, Salida, Colo.; Secretary, Dr. J. Alvin Stewart, 524 14th St., Denver, Colo.; Treasurer, Dr. Jenette H. Bolles, 1457 Ogden street, Denver, Colo.—J. ALVIN STEWART, D. O., Secretary.

**Committees Who are Arranging for the Next National Convention at Chicago.**—CLINICS.—Dr. Frank G. Farmer, Chairman; Fred Bischoff, Jessie Wakeham.

PRESS.—Dr. H. S. Bunting, Chairman; Joseph H. Sullivan, Mr. Ralph Arnold.

INFORMATION BUREAU.—Dr. Frank E. Dayton, Chairman; E. J. Bartholomew, C. W. Aekley, Roy Bernard, W. F. Conner, Almeda Goodspeed, Arthur Tuttle, W. F. Slater, Helen Van Horn, J. B. Littlejohn.

REGISTRATION.—Dr. A. P. Kottler, Chairman; Fred Bischoff, D. B. Holcomb, A. L. Galbreath, J. A. Overton, A. N. Owens, J. A. Linnell, J. A. Nowlin, E. J. Wolcott, Elmer Martin, A. B. Conner, H. D. Norris, Canada Wendell, H. D. Stewart.

**RECEPTION.**—Dr. F. J. Smith, Chairman; Morris Lychenheim, J. E. Lucas, R. H. Conner, R. W. Maltby, J. H. Cunningham, F. I. Shove, C. C. Crampton, M. E. Schrom, M. E. Messick, Agnes Landes, Edwin H. Spates, Emery Ennis, E. L. Green, J. C. Groenewoud, Cora E. Hemstreet, Mary Noyes, Lizzie O. Griggs, R. S. Halladay, J. J. Moriarity, G. R. Boyer, Lola Hayes.

**HALL.**—Dr. E. R. Proctor, Chairman; George Carpenter, T. S. McCall, J. C. McGinnis, William Hartford, W. Birr Allen, A. J. Browne, W. E. Elfrink, H. H. Fryette, Chester Morris, Edwin Thawley, C. R. Palmer, F. J. Morris, W. C. Carter, Mrs. Georgia Carter, E. W. Herrick, J. A. Fogarty, F. B. Butcher, J. H. Baughman, M. P. Browning.

**BANQUET.**—Dr. A. W. Young, Chairman; Lewis Curl, E. L. Burner, Fred Grimsley, E. L. Longpree, J. A. Bone, V. A. Bergland, Pauline R. Mantle, Elizabeth Mitchell.

**ENTERTAINMENT.**—Dr. Blanche Mayes Elfrink, Chairman; Edith Littlejohn, Grace Watts, Grace Smith, Bert L. Adams, Agnes W. Scallan, S. J. Fitch, C. M. Parenteau, Marie B. Grunewald, Ida M. Youngquist, W. J. Early, H. H. Fryette, Agnes Browne, Nellie C. White, J. C. Gulmyer, Alville E. Linander, J. Merrill Wright.

Others have been appointed whose acceptances have not been received, hence additions to the committees may be made from time to time. The Chairmen of the above committees form the Central Arrangement Committee.—FRED W. GAGE, Secretary and Treasurer; J. R. McDougall, Chairman.

**Announcement of the Next Meeting of the Wisconsin State Association.**—The Wisconsin State Osteopathic Association will meet at Madison on or about May 1st, instead of February 22nd. We may then decide to call a special (or Semi-annual) meeting to be held at Chicago, preceding the A. O. A. meeting. Further announcements will be made later.—L. H. NOORDHOFF, D. O.

**Meeting of the Osteopathic Society of the City of New York.**—The meeting took place at the Waldorf-Astoria, on Saturday evening, January 21st, beginning at eight o'clock. The following program was carried out:

**PROGRAM.**—Dr. Ralph H. Williams of Rochester, N. Y., read a paper on "Immobilization and the Pressure Bandage." Dr. Williams presented a case for demonstration of his subject. Dr. Norman D. Mattison of New York, read a paper on "Some Important Lesions other than Osseous and an Attempt to correct them." Discussion was led by Dr. C. F. Bandel of Brooklyn, and Dr. George J. Helmer of New York. A free discussion followed. A business session was held afterward.

**Osteopaths Hold Annual Banquet.**—Members of the Pittsburg College of Osteopathic Physicians held a clinic and banquet January 7th, in the Hotel Annex, officers for the year being installed and important technical papers being read by many prominent osteopaths in this section. Dr. W. L. Grubb conducted the clinic and discussed some rare cases that come for treatment. Papers were read on the following subjects: Dr. Grubb on "Diagnosis from the Eye"; Dr. L. C. Kline on "Experiences with Infantile Paralysis"; Dr. G. W. Bumpus on "Expert Testimony"; Dr. F. L. Goehring on "Peculiar Diseases," and Dr. Harry M. Goehring on "Pneumonia—First Symptoms and Precautions." Preceding the banquet there was an installation of officers for the year as follows:

President, Dr. Harry M. Goehring; Vice-President, Dr. H. J. Dorrance; Secretary, Dr. W. L. Grubb; Treasurer, Dr. Vernon W. Beck; Advisory Committee, Dr. G. W. Bumpus of East Liverpool; Dr. L. C. Kline, Tarentum; Dr. G. W. Tebbetts, Dr. W. S. Lawrence, Braddock; and Dr. Frank L. Goehring. Other promi-

nent out-of-town guests present were Dr. C. B. Morrow, of Butler; Dr. O. O. Bashline of Grove City, and Dr. C. A. Detmering, of Sewickley.

The papers read at the meeting embraced many subjects vital to osteopathy and were heard and discussed with much interest. The clinic was ably conducted and afforded opportunity for more scientific study in the various branches and subjects treated.

**Meeting of the Northwest Missouri Association.**—Seventy-five members of the Northwest Missouri Osteopathic Association met at the Kupper Hotel, Kansas City, January 12th, for their quarterly session. The association comprises osteopaths from Northwest Missouri and Northeast Kansas. Medical discussions were held in the afternoon and at night. A dinner was served at six o'clock. The officers of the association are: Dr. G. J. Conley, President, Kansas City; Dr. B. J. Mavity, Vice-President, Nevada, Mo.; and Dr. Bertha Whiteside, Secretary and Treasurer, Kansas City.

**Meeting of the Oregon Association.**—Dr. Gertrude L. Gates of Portland, was chosen President of the Oregon State Osteopathic Association at the seventh annual meeting of the Society held January 14th.

Other officers named are: Dr. LeRoy Smith of Portland, First Vice-President; Dr. J. H. Wilkins of McMinnville, Second Vice-President; Dr. Lillian Baker of Portland, Secretary; Dr. L. H. Howland of Portland, Treasurer; Drs. E. T. Parker of Portland, W. A. Rogers of Portland, and Virginia Leveaux of Albany, Trustees. The Legislative Committee consists of Drs. H. F. Leonard of Portland, B. H. Shepherd of Portland, G. S. Hosington of Pendleton, J. E. Anderson of The Dalles, and Kathryn Reuter of Portland.

It was decided not to organize a tri-state organization, as was suggested as one of the principal objects of the meeting. This was decided to be unnecessary. There are only seventy-five osteopathic practitioners in the state. The attendance at the meeting was large.

A modification of the Dr. Lorenz hip operation was performed by Dr. Elmer Smith, assisted by Drs. Otis F. Akin and H. F. Leonard, of Portland. The patient was Eva, the four-year-old child of Mr. and Mrs. Sorenson, of Hillsboro. It consisted of the replacing of a dislocated hip. The modification of the Lorenz method is in the preliminary treatment by giving the muscles sufficient strength before the replacement occurs. Results of the operation will not be known until the cast is taken from the limb.

Papers were read by Dr. E. A. Archer of Pullman, Wash.; Dr. J. H. Wilkins, of McMinnville; Dr. G. S. Hosington, of Pendleton, Ore.; and Dr. J. E. Anderson, of The Dalles. Discussion was led by Dr. H. H. Somers, of Cottage Grove, Ore.

All out-of-town practitioners were invited to take part in the banquet in the Oregon Hotel, where speeches were made and a general good time enjoyed.

**Monthly Meeting of the Detroit Society.**—The Detroit Osteopathic Society held its regular monthly meeting in the Ford Building, January 10th. Plans were discussed for bringing the National Osteopathic society here for its 1912 Convention. The local society will attend the Convention to be held in Chicago next July, in a special car.

**Annual Meeting of the Illinois Third District Association.**—Dr. Effie Messick of Monmouth was selected as Chairman of the Program Committee for the ensuing year, at the annual meeting of the Third District Osteopathic Association meeting in Galesburg, January 18th.

An excellent program was enjoyed. The feature was a paper by Dr. Browne of Galesburg. Diagnosis was the principal theme considered. A social hour followed the business session. Officers were elected as follows:

President, Dr. Baker, La Harpe; Vice-President, Dr. Cora Hemstreet, Galesburg; Secretary and Treasurer, Dr. Mosher, Kewanee; Chairman of Program Committee, Dr. Effie Messick, Monmouth; Dr. Holliday, Galesburg, and Dr. Ray Miller, Abingdon. Chairman Legislative Committee, Dr. Browning, Macomb.

Plans were made for attending the State Osteopathic Association meeting at the La Salle Hotel in Chicago on February 4th. Dr. L. Von Gerdine, of the A. S. O., a noted nerve specialist, is to make the principal address.

**Report of the Annual Meeting of the Virginia Association.**—The annual meeting of the Virginia Osteopathic Association was held in Norfolk, January 28th, with a number of the leading osteopathic practitioners in the State present. The sessions were held in the offices of Drs. Bright and McCrary, in the Paul-Gale-Greenwood Building, with an informal program. The officers of the association during the past year have been as follows:

President, Dr. George Fout, Richmond; Vice-President, Dr. S. H. Bright, Norfolk; Secretary-Treasurer, Dr. Bowen, Richmond; Executive Committee—Dr. Shackelford, Richmond; Dr. Shumate, Lynchburg, and Dr. Fout, Richmond.

The following new officers were elected: President, Dr. Alfred L. Snapp, of Roanoke; Vice-President, Dr. Alice N. Willard, of Norfolk; Secretary-Treasurer, Dr. W. D. Bowen, of Richmond. Executive Committee—Dr. Alfred I. Snapp, of Roanoke; Dr. W. D. Bowen, of Richmond; Dr. J. E. McCrary, of Norfolk; Dr. Jerome Knowles, of Newport News, and Dr. J. W. Wolfe, of Lynchburg.

**King County, Washington, Association Holds Meeting.**—At the regular session of the King County Osteopathic Association, held in the offices of the Drs. Ford, in the Alaska Building, Dr. Albright, of Chicago, gave a demonstration of his new revolving treating table. Addresses were delivered by Dr. Snyder on "Pneumonia and Its Treatment Osteopathically"; by Dr. Celia J. Newman on "Diagnosis and Its Necessity," and by Dr. W. J. Ford on "Spinal Lesions of the Thoracic Area and Their Adjustment."

**Regular Quarterly Meeting of the Fifth District Illinois Association.**—The regular quarterly meeting of the Fifth District of Osteopaths was held on January 28th. This district comprises the counties of Platt, Ford, Edgar, Vermillion, Douglas and Champaign.

Dr. H. H. Fryette of the Littlejohn College of Osteopathy, was the speaker of the evening. His lecture on the spine and its lesions was thoroughly enjoyed and appreciated by all present. He has put together a human spine so perfectly that he can demonstrate very clearly the effect of any abnormal conditions of the spine. It is thought that at some time in the future the local osteopaths will be able to secure Dr. Fryette for a public lecture, in which he will demonstrate the effect of abnormal structure in the heart of individuals.

Between the afternoon and evening sessions, the entire body of physicians took dinner at the hotel.

Those present were: Drs. C. O. Cline, Monticello; W. C. Swartz and L. McMaster, of Danville; F. C. Hill, Homer; J. R. Riddle, Rantoul; F. E. Barnes, Mattoon; L. F. Curl, Paris; E. Martin, Decatur; Covey, Urbana; and William Hartford, Nellie B. Scott and F. A. Parker, of Champaign. Dr. F. A. Parker is the Secretary of the Fifth District.

### To the Profession—

On account of the American Osteopathic Association holding its annual convention in the city of Chicago, Illinois, and in view of the fact that we are assured we will have the pleasure of meeting there our beloved benefactor, Dr. Andrew Taylor Still, the trustees of the Mississippi Valley Osteopathic Association have deemed it wise to cancel the annual meeting of the M. V. O. A. for the year of 1911. It is with regret that this announcement is made. Yet we feel it best for the profession and Osteopathy that every member of the profession attend the Convention at Chicago. We are promised the best and most important meeting in the history of Osteopathy and we believe it. Fraternally,—E. M. BROWNE, D. O., President Mississippi Valley Association.

**Mid-Year Meeting of the New York Osteopathic Society.**—This meeting will be held at the Hotel Ten Eyck, Albany, N. Y., on Saturday, March 4, 1911. The following program has been arranged:

**MORNING PROGRAM.**—9 a. m.—Call to Order and Business Meeting. 10 a. m.—"Osteopathy and Anterior Poliomyelitis as Seen in Recent Epidemics. Paper by Dr. L. Mason Beeman, New York City. Discussion and Technique by Dr. Maus W. Stearns, Schenectady, N. Y. 10:30 a. m.—Symposium, "Lesions of the Lumbar and Sacro-Iliac Articulations and Their Relation to the Diseases of the Pelvic Organs." Paper by Dr. A. Fisher, Syracuse, N. Y. Demonstration of Technique by Dr. George Helmer, of New York City and Dr. Franklin Fiske, New York City. 11:30 a. m.—"A Consideration of Certain Pathological Conditions of the Urinary Tract." Dr. Ralph Williams, Rochester, N. Y. Discussion by Dr. Carl P. Clapp, Utica, N. Y. 12 m.—"Problems Arising in Treatment of Exceptional Cases." Dr. C. W. Prostor, Buffalo, N. Y.

**AFTERNOON PROGRAM.**—2 p. m.—"Demonstration of Minor Surgical Necessities in Emergency Work." Dr. Joseph Ferguson, Brooklyn, N. Y. 2:30 p. m.—"Conservation for Operator and Patient." Paper and Demonstration, behind Closed Doors. Dr. Charles C. Teall, Fulton, N. Y. 3 p. m.—"Scoliosis and Potts' Disease." Paper and Demonstration, Dr. R. Kendrick Smith, Boston, Mass. 4:00 p. m.—"Simplicity in Adjusting Spinal Lesions." Dr. Charles F. Bandel, Brooklyn, N. Y. Adjournment.

**OFFICERS.**—Dr. Clarke F. Fletcher, President, 143 West 69th Street, New York; Dr. Amos G. French, Vice-President, 125 East Onandaga Street, Syracuse, N. Y.; Dr. Grant E. Phillips, Secretary, 617 State Street, Schenectady, N. Y.; Dr. John H. McDowell, Treasurer, 102 Third Street, Troy, N. Y.

**DIRECTORS.**—Dr. Will L. Buster, 15 Park Avenue, Mount Vernon, N. Y.; Dr. Clinton D. Berry, 706 Granite Building, Rochester, N. Y.; Dr. John A. West, 42 East 25th Street, New York.

**ADVISORY COMMITTEE.**—Dr. Amos G. French, Chairman, 125 East Onandaga Street, Syracuse, N. Y.

**PROGRAM COMMITTEE.**—Dr. Frederic W. Treshman, Chairman; Dr. Norman D. Mattison, Dr. Clinton E. Achorn, Dr. Lester R. Benson, Dr. J. B. Banker.

## Book Reviews

**The Expectation of Life of the Consumptive After Sanatorium Treatment.**—By Noel D. Bardswell, M. D., M. R. C. P., F. R. S., (Ed.), Medical Superintendent King Edward VII Sanatorium. Pp. 130. Oxford University Press, American Branch, New York, 1910.

About seventy years ago, when Bodington first presented his thesis and clinical reports upon his methods of treating tuberculosis, he was ridiculed and laughed at by his medical confreres. Now the treatment he advocated is recognized as practically the only successful method, the sanatorium or open air treatment. But just how far this method is to be regarded as curative is as yet an unsettled question and all the claims the author makes for this little work is "to add his quota of evidence to the value of Sanatoria for consumptives." It is a record of 241 consumptive patients who were directly under his care from 1899 to 1905 in various sanatoria. The author kept in touch with the patients after their discharge and these "after histories" form the basis of the essay. They, indeed, form strong evidence in favor of the permanency of cures effected by the Sanatorium method of treatment.

**Manual of Physiology.**—With practical exercises. By G. N. Stewart, M. A., D. Sc., M. D., Edin., D. P. H., Camb., Professor of physiology, Western Reserve University, Cleveland, formerly Professor of Physiology, University of Chicago, etc., etc., with colored plates, and 450 other illustrations. Sixth Edition. Pp. xx-1064. New York. William Wood & Company. 1910.

That this book has passed through five editions and has occupied a place among the very best texts on the subject for fourteen years, is ample proof of genuine merit. In bringing out the sixth edition, the author has taken the opportunity to revise the text, and add much new material. The revision has been thorough, and by placing much of the explanatory and reference material in smaller type, the book remains of very convenient size, notwithstanding the addition of new matter. For teaching purposes, in many ways, the text is ideal. An especially strong feature is the inclusion of an outline for practical laboratory experiments, as each subject is taken up. The apparatus and laboratory appliances are well illustrated, and the work is so arranged, provided enough time is devoted to laboratory work, that the experiments may be carried on simultaneously with the lectures upon the regular systematic text. Where this plan may be followed, it cannot

help but be of great value to the student, as knowledge gained from lectures immediately reinforced by actual experiment is more apt to remain. Following any other method where laboratory work is conducted entirely independent of the regular class work, much is lost to the student which otherwise might be retained.

Where authorities differ on points which they have not been able to demonstrate scientifically and conclusively, the author gives the best opinion on both sides, with hints and suggestions as to the direction in which the solution probably lies. The illustrations are good, the text is comprehensive, up-to-date, and thoroughly scientific throughout, and we do not hesitate to recommend it as one of the best books on the subject of physiology.

**Röntgen Rays and Electro Therapeutics, With Chapters on Radium and Phototherapy.**—By Mihran Krikor Kassabian, M. D., Director of Röntgen Ray Laboratory of Philadelphia General Hospital, formerly in charge of laboratory and Instructor in Electro-Therapeutics in Medico-Chirurgical Hospital and College, etc., etc. Second Edition. Pp. xxxv-540. Philadelphia and London. J. B. Lippincott Company. 1910.

It will be remembered that only a few months ago the author of this admirable work gave up his life, a martyr to the science which he, as perhaps no other, aided in developing. Today the danger to which the operator is exposed in handling the X-Ray, unless properly protected, is understood, and to Dr. Kassabian, largely, belongs the credit for this knowledge. He had to find out by experience and paid the penalty.

In this work it has been the purpose of the author to present clearly and concisely the more important facts pertaining to electro-therapeutics and Röntgen Rays—something more than has heretofore been offered—and the author presents in a comprehensive manner the theories and applications of electrical energy in its various forms to therapeutics. Beginning with the definition of electrical terms, the reader is gradually led to an elaborate description of high frequency currents, the application of which to medicine has attracted much attention within the past few years. An exhaustive study of the Röntgen Ray follows, with a careful description of the apparatus employed and the technique involved. X-Ray dosage, technique of dental skiagraphy, locating foreign bodies, and a careful consideration of cathode rays are included.

Although so little is known regarding the therapeutic value of radium, and its place as a remedial agent therefore not determined, a

well written chapter is presented. The work is profusely illustrated, which is a valuable feature in a work of this character. The author has had personal charge of 8000 cases, and to any one interested in this line of investigation we know of no better work.

**The Sexual Disabilities of Man.**—By Arthur Cooper, Consulting Surgeon to the Westminster General Hospital, formerly House Surgeon to the Male Lock Hospital, London. Second edition, revised and enlarged. Pp. 204. New York, Paul B. Hoeber, 1910. Price, cloth, \$2.00, net.

Rarely have we seen in the compass of so small a book such an amount of scientific, useful information. It is a sensible presentation of the subject of sterility and impotence in the male; all flippancy and salacious references being carefully avoided. The book is not intended to be exhaustive, but it is well written and contains a lot of information the practitioner and student should know.

**The Diagnosis of Smallpox.**—By T. F. Ricketts, M. D., B. Sc. (Lond.), M. R. C. P., D. P. H., Medical Superintendent of the Smallpox Hospital, and of the River Ambulance Service of the Metropolitan Asylums Board; and J. B. Byles, M. D., B. C., (Cantab.), F. R. C. S., Eng., D. P. H., Senior Assistant Medical Officer at the Smallpox Hospitals of the Metropolitan Asylums Board, London. With 12 colored plates; 110 black and white plates, and 14 charts. Pp. xv-154. Heavy enameled paper. New York. Funk & Wagnalls Co. 1908. Price, cloth \$6.00, net.

Although we are somewhat late in introducing this work to the osteopathic profession, yet the general merits of the work are such that we feel no hesitancy in bringing the book to the attention of osteopaths. A glance at the connections and standing of the authors assures one that the book is an authority and is scientific, and although it has been before the medical profession for two years, it is thoroughly up-to-date, as very little that is new with regard to the disease has been added to our knowledge during the last few years.

The many photographic reproductions of actual cases are splendid, and by means of these, together with the illustrations in colors and the charts, the clinical picture of a typical case is so impressed as never to be forgotten. The contents are as follows: Introductory, Distribution, Diagnosis by Distribution, The Lesion, The Eruption and Eruptive Fever, Modified Smallpox, Secondary Characteristics of the Erup-

tion, the Toxæmic Fever, Toxæmic Rashes, Hæmorrhagic Symptoms, Hæmorrhagic or Toxic Smallpox, Erythemata, Simple and Symptomatic Chickenpox, Syphilis, Vaccinia, Dermatitis, Pustular Dermatoses, Vaccination as a Factor in Diagnosis, Index. This is a valuable reference book, and worthy of a place in the library of every practitioner and student.

**An Anatomical and Surgical Study of Fractures of the Elbow.**—By Astley P. C. Ashhurst, M. D., of the Medical Department, University of Pennsylvania. Imperial octavo, 163 pages, with 150 illustrations. Cloth \$2.75, net. Lea & Febiger, Philadelphia and New York, 1910.

To the author of this important monogram was recently awarded the Samuel D. Gross prize of the Philadelphia Academy of Surgery. The great surgeon who established this perpetual incentive to research stipulated that the "prize should be awarded every five years to the writer of the best original essay illustrative of some subject in surgical pathology or practical surgery." This limitation to practical subjects ensures wide interest in the resulting monographs, and the substantial amount of the prize attracts many competitors, so that the award commends the successful work in advance to the attention of the profession. Already distinguished as a surgeon, Dr. Ashhurst has chosen a frequent injury, often complicated and difficult to treat and hitherto comparatively neglected, namely, fractures of the elbow. He has thrown new light upon the diagnosis and management of this lesion, and has presented many effective illustrations, both skiagraphic and reproductions of dissections and experimental fractures on the cadaver. The results which the author has obtained with his methods as shown by numerous case reports also demand the serious consideration of this monograph as an important addition to the literature devoted specifically to the subject.

**Hookworm Disease.**—Etiology, Pathology, Diagnosis, Prognosis, Prophylaxis and Treatment. By George Dock, A. M., M. D., Professor of Theory and Practice of Medicine, Tulane University of Louisiana, New Orleans; and Charles C. Bass, M. D., Instructor of Clinical Microscopy and Clinical Medicine, Tulane University, New Orleans. Illustrated with forty-nine special engravings and colored plate. Pp. 250. St. Louis. C. V. Mosby Company, 1910. Price, cloth \$2.50, net.

As the authors well state in their preface, "No more striking example of the transitory state of medical knowledge can be advanced than proof brought within the last few years, not only that hookworms

exist as human parasites in a large part of the country, but that they may with reason be looked upon as among the most important causes of disease of the South, in extent, in destruction of life, and in leading to physical and mental degeneration." The authors emphasize the medical features of the disease, and have written with the needs of the physician in mind. A number of osteopaths have recently reported their experience with the disease, but statistics as to the value of osteopathy in this disease are not conclusive and therefore not satisfactory. However, this book is a valuable addition to medical literature on hook-worm, and will therefore be welcomed by the profession. It is also in convenient, concise and inexpensive form, well illustrated, and is very readable. It will appeal more especially to practitioners in the South, to which the disease is more or less geographically limited, and yet it should appeal to every physician as a matter of general medical information.

**Pellagra.**—By Dr. A. Marie, Physician to the Asylums, Department of the Seine. Editor-in-chief Archives de Neurologie, and Director of the Laboratory of Pathological Psychology, Ecole des Hautes Etudes, Paris, France. With introductory notes by Prof. Lombroso. Authorized translation by C. H. Lavinder, M. D., Passed Assistant Surgeon, U. S. Public Health and Marine Hospital Service; and J. W. Babcock, M. D., Physician and Superintendent State Hospital for the Insane, Columbia, S. C. With additions, illustrations, bibliography and appendices. Pp. 434. Columbia, S. C. The State Publishing Co. 1910.

Although this disease has been recognized for a long time in European and other countries, it is only comparatively recently that the investigation of the disease in this country has been seriously undertaken. This book is a very interesting resume of the experimental researches by many investigators of note along the line of the various modifications of the spoiled corn theory. Other sections of the book are devoted to History and Geography of the disease, general statistics, etiology, predisposing causes, clinical study, forms of pellagra, symptomatology, pathology, diagnosis and treatment. Numerous half-tone illustrations of cases appear throughout the work. An immense lot of valuable information has been crowded within the compass of this small book, and in view of the disease becoming more and more prevalent, it is the duty of every practitioner to inform himself thoroughly upon the subject. For a small work, we know of nothing which would answer the purpose of the student or practitioner more admirably than this work by Dr. Marie. Some recent investigators claim to have exploded the

spoiled corn theory, but in view of the researches of Lombroso, Peschel, Ceni, Gosio and others, there lingers a strong suspicion that the theory is not entirely unfounded.

**Aids to Microscopic Diagnosis.**—By Ernest Blake Knox, B. A., M. D., (Dublin University) Diplomate in Public Health (honours) Royal College of Physicians and Surgeons, Ireland, etc. Students' Aid Series. Pp. 156. New York, William Wood & Co. 1910.

The object of this book is to furnish a convenient review of the subject in preparing for examination. It is presumed, therefore, that the student is well grounded in fundamentals and in the details of technique, all of which is to be found in the larger regular text-books on pathology and bacteriology. It is convenient to carry about, and is a concise resume of the subject, which may be read in a few hours. It is admirably adapted for review purposes.

**Principles of Public Health.**—A simple textbook on Hygiene, presenting the principles fundamental to the conservation of Individual and Community Health. By Thomas D. Tuttle, B. S., M. D., Secretary and Executive Officer of the State Board of Health of Montana. World Book Co., Yonkers-on-the-Hudson, New York, 1910.

It is natural for man to be healthy, for he is endowed with resistive power enough to ward off most forms of disease, and yet how few people are really healthy. That this is due largely to a lack of knowledge of the fundamentals of a hygienic life cannot be denied, and the author of this little primer has attempted to remedy this evil by presenting some of these fundamentals in a text-book, to be studied in schools, in the hope that its instruction may help to "teach people to avoid avoidable disease." We are glad to see any evidences of an educational campaign along these lines, and hope that the book will meet with merited success. The purpose of the author is good, and the book is well-written.

**Psyche.**—A concise and easily comprehensible treatise on the elements of Psychiatry and Psychology for students of medicine and law. By Dr. Max Talmey. Pp. iv-282. New York. The Medico-Legal Publishing Co., 1910. Price, cloth, \$2.50, net.

In his preface the author deplors the neglect with which the subject of psychiatry is treated, not only by the ordinary practitioner, but by many medical schools. In this ignorance of the family physician, the author finds the incentive for compiling this treatise. The book represents a clear analysis of what to many is a difficult subject, and a careful reading of the work will provide enough of a foundation

to enable the average practitioner to observe properly and diagnose a case of insanity. It affords a maximum amount of knowledge with a minimum amount of reading. Anyone who makes any attempt to study the mental functions in health or disease will do well to give this book a careful reading.

**Charts: Synoptical Delineation of the Nerves of the Human Body.**—By A. K. Belousow, Professor of Anatomy at the University of Charkow (Russia). Three large colored Charts mounted on linen, with rollers at top and bottom, varnished, and accompanied by explanatory text by Prof. Dr. R. Krause of Berlin. New York. Rebman Company.

The importance of possessing a thorough comprehensive knowledge of the origin, course, distribution and function of every nerve in the human body cannot be too strongly emphasized. It is this knowledge upon which the success of the osteopath largely hinges. Various charts have appeared from time to time, with the object in view of providing something which may be quickly referred to—something suitable for demonstration in the treating room, but these have all been more or less incomplete on account of the immense amount of labor and expense involved in preparing really complete charts of this description.

These three "Synoptic Charts of the Nerves of Man" illustrate the entire peripheral nervous system of the human body. The difficult problem of representing all the peripheral nerves with anatomical accuracy in a dummy has been solved by Belousow in the most masterly fashion.

Chart I shows the nerves of the head, neck, thorax, and abdomen several times enlarged. Thus the upper part of the Chart (head and neck) is four times natural size. These dimensions have been chosen on account of the very great number of nerves displayed. The enlargement of the lower part of the Chart is less (twice natural size).

Different colors have been used for the various nerves in order to make the diagrams clearer. The colors have been chosen in such a way as not to offend or fatigue the eye.

The size of the Chart (6 ft. 6 in. by 3 ft.) makes it possible to see all the details even at a considerable distance.

Chart II (4 ft. by 2 ft.) shows the upper extremity, and Chart III. (6 ft. by 2 ft. 4 in.) deals with the lower one.

These Charts show the sympathetic nervous system, and all the cranial and spinal nerves, with the exception of the olfactory and optic nerves. Their cranial and spinal origins, their anastomoses and dis-

# The Fact

that light from the upper (blue-violet) end of the spectrum, and light from the lower (red) produce opposite therapeutic effects, will give you an inkling as to the possibilities of

## COLOR THERAPY



Please let us send you our literature giving the results of the past four years research and experiment in this line.

### The Leucodescent Therapeutic Lamp

with its various color-screens is a simple convenient and effective means for the therapeutic application of segregated light frequencies.

**The Leucodescent Company.**

433-45 Randolph St.      Chica



- Loomis Table \$8.00 \$12.00 f o b
- Dr. Still's Practice \$6.00, \$8.00
- McConnell & Teall \$5.00 \$6.00
- Hazzard Practice, \$3 00 3.50
- Hazzard Principles, \$3.00
- Hulett Principles, \$3.50
- Tasker Principles, \$5.00

**A. S. O. BOOK COMPANY**  
 "Cooper"  
 KIRKSVILLE, MISSOURI

These trade-mark crisscross lines on every package  
**SPECIAL DIETETIC FOOD**  
 For cases of  
**KIDNEY AND LIVER TROUBLES**  
 REQUIRING RATHER STRICT DIET  
 Unlike other foods. Ask grocers. For book or sample, write  
**FARWELL & RHINES, Watertown, N. Y., U. S. A.**

## Headache! No Drugs!

G-H Headache Application relieves almost every affliction of the face and head. Efficient, concise, fits any head, and will last a life-time. Scientific, Osteopathic. \$1.50, postpaid. \$1.00 to Osteop hs.

**DR. CLYDE GRAY, Horton, Kans.**

Please mention the Journal when writing to advertisers



tributions, are displayed. The outlines of the body are clearly visible on the black background.

The different organs (eye, internal ear, teeth, tongue, larynx, heart, stomach, kidneys, etc.) are indicated and easy to recognize.

The Charts have been executed with the utmost care, and may be regarded as masterpieces of lithography.

The text comprises about 70 pages, and gives a short accurate account of the origin, course and distribution of the peripheral nerves. The abbreviations used in the Charts are inserted in the text in red print. The Charts are thus rendered easily intelligible.

We believe these Charts will prove to be indispensable in the anatomy room. They are a valuable means of demonstration both to the clinician and the surgeon.

They are perhaps the most elaborate of anything that has been attempted along this line. They are not only valuable for purposes of reference and demonstration, but they would be a handsome addition to the equipment of every osteopathic office.

**Fractures and Their Treatment.**—By J. Hogarth Pringle, M. B., (Ed.) F. R. S. C., (Eng.) Surgeon Royal Infirmary, Glasgow. Illustrated with numerous diagrams and skiagraphs. Pp. xii-384. Oxford University Press, American Branch, New York, 1910.

The discovery of the X-Rays by Röntgen marked the beginning of extensive activity in the study of fractures. Not only was this discovery the means of giving the study of this branch of medical practice a great impetus, but by its aid new types of fractures have been brought to light, and as a result our knowledge of fractures and their treatment has been greatly broadened and literature on the subject greatly enriched. In this work it has been the object of the author to give a fairly comprehensive presentation of the mechanisms by which the various fractures are produced, and the methods of treating them which to the author seem to give the best results. In direct opposition to the usual practice of splinting and immobilizing fractures, the author introduces the method of treatment leaving the fragments mobile, and employing massage and manipulations (splinting in the interim between the treatments), the method so persistently advocated by Lucas-Championiere. In this osteopaths have much in common, as the benefits of such a procedure by way of relieving pain, muscular spasms, getting rid of effusion, preventing adhesions, improving the circulation of the whole limb, and effecting a quicker union, have been demonstrated over and over again. The author treats the subject rationally, explicitly, and every osteopathic practitioner would be well repaid for studying it carefully.

# The A. T. Still Park Springs Sanitarium

BENTONVILLE, ARKANSAS.

DR. C. E. STILL, PRESIDENT.

DR. G. M. LAUGHLIN, VICE-PRESIDENT.

DR. E. H. LAUGHLIN, RESIDENT PHYSICIAN.



This beautiful Sanitarium is located at Bentonville, Arkansas, in the northwestern part of the State. For some time we have felt that an institution of this kind was needed by the profession, especially a place where practitioners could send patients who desire a rest and equable climate. Benton County, Arkansas, is one of the greatest health resorts in the world; the air is light and bracing, and the temperature even in July and August never gets above ninety, and it is seldom cold enough there in the winter time for one to feel the need of an overcoat, except perhaps for a few days. The altitude is 1,700 feet, but the country is not broken, as you might expect. This region of the State is a fertile plateau on top of the Ozarks. The Sanitarium building and grounds are located at the edge of Bentonville. The building is commodious and well-arranged, being fitted throughout with modern sanitarium furniture, well ventilated and heated with steam. In addition to the main building there are a half dozen two-roomed cottages for summer use. The grounds consist of about ten acres of beautiful lawn and nice shade trees. There are a number of natural springs that supply the finest water that can be found anywhere. We have for a number of years received many inquiries concerning a sanitarium of this sort, where patients who desire to get away from the heat of summer and the cold of winter can go and receive first-class accommodations. A number of trained nurses have gone from the Hospital at Kirksville after graduation, and are now employed in the Sanitarium. Dr. C. E. Still and G. M. Laughlin make frequent trips here for the examination of patients, while Dr. E. H. Laughlin and his assistants are there permanently. It is an especially good climate for neurotics, and other chronic sufferers, as they can be out-of-doors most of the time the year round. The Sanitarium was opened September first, and is now in operation. All classes of patients will be received here except the insane, and those suffering from pulmonary tuberculosis. However, some time during the winter months, we expect to establish a Sanitarium apart from this one for the treatment of pulmonary tuberculosis. For further information address

Dr. E. H. Laughlin, Bentonville, Arkansas

## Personals

**Change of Location.**—Drs. A. E. and Alice Gooden are now permanently located in the Woman's Club Building, Riverside, California, in partnership with Dr. Helga Skyberg.

**Practicing in New York City.**—Dr. Herman T. Still has opened offices in New York City, in the Marbridge Building, Broadway and Thirty-fourth Streets, Rooms 816-18, having re-entered practice.

**Bring Patients to Hospital.**—Dr. R. H. Nuckles of Marshall, Missouri, was in Kirksville recently. He brought a patient with a broken back to the Hospital. Also Dr. W. F. Pauly of Kahoka, brought a case of peripheral neuritis following scarlet fever, to the Hospital, and made the A. S. O. a few days' visit.

**Travels as Special Physician.**—Dr. Charles A. Blanchard, of 213 Fraternity Building, Lincoln, Nebraska, is making a trip through the Mexican Republic as a private physician to David E. Thompson, Ex-Ambassador to Mexico. He reports osteopathy as being very little known in that "old home of the Aztecs."

**Announce Removal.**—Dr. E. H. and Dr. Mrs. E. H. Barker, Osteopaths of Liverpool, England, announce their removal from Tower Building to 34 Rodney Street.

**Re-Enters Practice.**—After an extended vacation, and a trip to the Western Coast, Dr. Carrie A. Bennett has opened office with Dr. J. A. Quintal, 212-14 Commonwealth Building, Denver, Colorado. Dr. Bennett, previous to studying Osteopathy, lived in Denver, and is especially pleased with her new location.

**Locates in New Hampshire.**—Dr. Victoria Haven, of the June, 1910 Class, A. S. O., announces her location in the Whiting Block, Nashua, N. H.

**Passes Washington Board.**—Dr. James T. Slaughter of the June Class, A. S. O., took the examination for admission to practice osteopathy in the State of Washington at Spokane recently, and succeeded in passing. He was the only osteopath to take the examination. He will locate in Toppenish, Washington, in a short time.

**Five Good Openings.**—There are at present five good openings for D. O.'s in Wisconsin, as follows: Grand Rapids, Steven's Point, Marshfield and Waupaca. Address, Dr. L. H. Noordhoff, 187 Main Street, Oshkosh, Wisconsin.

**Removal Notice.**—Dr. J. G. Duncan has removed from Fairview to Cherokee, Oklahoma, where he has purchased the practice of Dr. T. H. Woodson, New Bank of Cherokee Building, Cherokee, Oklahoma.

**A Tribute to Osteopathy.**—It is very gratifying to receive an occasional word of praise, and to prove that we appreciate a tribute to osteopathy, we quote the following: "I have good reasons for being a strong believer in Osteopathy, having had Bright's Disease since 1900, and am still in fair health. Am seventy years old today.—Mrs. Josephine Brower, 407 Park Ave., Mechanicsville, N. Y."

**Osteopaths Hear Lecture.**—At the meeting of the Los Angeles County Osteopathic Association in Blanchard Hall, Los Angeles, January 16th, Dr. T. J. Ruddy presented a paper on "What the Osteopath Can Do for the Eye." It was illustrated by a stereopticon, the slides proving very interesting.

# The Total Energy Value of One Ounce OF BORDEN'S MALTED MILK IS 122 LARGE CALORIES


This is more than double the ENERGY VALUE of the same amount of BEEF, EGGS, or COWS' MILK  
Full analysis, with table of Caloric Values, mailed physicians upon request.

Malted Milk Department  
**BORDEN'S CONDENSED MILK COMPANY**  
NEW YORK.

## Scheidel-Western Equipment. At the A. S. O.

Herewith is a cut of a new Scheidel Induction coil which has been purchased by the A. S. O. for diagnostic purposes. This coil embodies the latest ideas in electrical engineering, is one of the most powerful machines manufactured, doing X-Ray work with exposure of seconds instead of minutes, as with the old static machines. Negatives can be made of hand, foot or leg in one second, and of the chest, abdomen and hip in from ten to thirty seconds. This makes a most valuable addition to the diagnostic equipment owned by the A. S. O. A new dark room, in has been constructed and equipped for the rapid development of the X-Ray prints.

A first-class compressor-diaphragm equipment, arranged for stereoscopic work, is included, making the outfit the finest in the state of Missouri, and the equal of any in the country.



199-201 East Madison St., Chicago, Ill.

**L. A. C. O. Graduating Class Gives Theater Party.**—The annual theater party of the graduating class of the Los Angeles College of Osteopathy was held at the Majestic Theater January 23, after which dinner was taken at Christopher's. The faculty of the college accompanied the class. The members of the graduating class are: Milton H. B. Pettypiece, Joseph H. Deeks, Bertha R. Wilson, Daniel E. Snell, C. Ethelwolfe Amsden, Margaret B. Morrill, Alice F. Banta, Stacey M. Andrews, Claude A. Porter, Elmer D. Plummer, Addie R. Pawson, Edward Pawson, Dora A. Weymouth, Charles H. Wimpres, Clayton R. Clemens, Margaret F. Kentling, Willett W. Bowling, Lionel B. Mason and J. E. Fairbanks.

**Takes Better Offices.**—Dr. Russ Coplantz of Joliet, Illinois, has removed his offices from 108-09 Braun-Kiep Building, to Suite 404 Woodruff Building, a better location, in a fine building.

**Dr. William Smith Gives Illustrated Lecture.**—We are in receipt of the following very attractive little invitation from Dr. William Smith: "Dr. William Smith requests the honor of your presence at a talk on Osteopathy and its History, illustrated by the stereopticon, which he will give at the Queen's Hotel, at eight o'clock, on the evening of Tuesday, the 17th of January." Where Dr. Bill is there is always something doing.

**Osteopath Established.**—Dr. A. R. Elder, graduate of the L. A. C. O., who has been practicing for the past year in Los Angeles, has established offices in the Union Building, Grass Valley, California, and is now ready to receive patrons.

**Form New Partnership.**—Drs. Warren B. Davis and Ernest C. Bond have formed a partnership, and are now located at 302-306 Wells Building, Milwaukee, Wisconsin.

**Locates in Texas.**—Dr. Helene Larmoyeux, graduate of the A. S. O., June, 1910, has located in Laredo, Texas. Dr. Larmoyeux is also a graduate of the Mercy Hospital Training School for Nurses at Chicago, Illinois, and has spent six months in Paris, France, attending clinics under the instruction of some of the most famous physicians and surgeons.

**Meets With Accident.**—Dr. W. L. Nichols, who succeeded Dr. F. E. Moore at Enterprise, Oregon, was so unfortunate as to fracture a tibia and fibula at the middle and lower thirds by falling with a horse he was riding to a near-by town for professional calls. He is doing nicely, and hopes to be back in practice in six or eight weeks.

**Removal Notice.**—Dr. G. B. Lord, formerly of Dalton, Georgia, has gone to Mattoon, Illinois, and has opened offices at 18-19 McIntyre Building.

**To Recuperate on a Fruit Ranch.**—Dr. W. F. Harlan of Grand Forks, N. Dak., has gone to Arbutle, California, where he will go on a fruit ranch for a year or two, to rest and regain his health.

**Discontinues Branch Office.**—Dr. Carrie M. Mundie of Mendota, Illinois, has discontinued her professional visits to Aurora, and will devote her entire time to her growing practice in Mendota.

**Still College Turns Out Class of Thirteen.**—Still College of Osteopathy graduated a class of thirteen at the midwinter commencement exercises at the College January 19. Senator Shirley Gilliland of Glenwood delivered the address to the class. The new president, Dr. S. L. Taylor, who presented the diplomas, received an ovation on the part of the student body. Music was furnished by the Highland Park college orchestra. More than 500 students and their friends attended the exercises.

"theories are flexible speculations, facts are rigid realities.

In dealing with an inflammation, whatever may be the etiological theory, the fact remains that you have a condition manifested by swelling and pain from infiltrated tissues, redness from arterial interference, and other cardinal symptoms indicating the application of hot moist heat, which relaxes tension and normalizes circulatory disturbances.

In the application of a hot moist dressing, professional preference has clearly emphasized the advantages and value of antiphlogistine.

Whether the inflammation be superficial, such as hand infections, boils, carbuncles, etc., or of the deeper structure as in bronchitis, tonsillitis, quinsy, pleuritis, or peritoneal involvements, antiphlogistine applied thick and hot affords relief promptly."

## SAJOUS'S "INTERNAL SECRETIONS."

This work is the first authoritative explanation which has ever been made of the action of the auto-protective forces of the body. The internal secretions are Nature's own protective forces. SAJOUS shows how they can be accurately employed in the control and healing of disease.

The Osteopathic profession should be interested in this great work as it presents a new physiological system upon which all medicine will eventually be based.

"This work should be to the future of medicine what Harvey's work on the circulation of the blood was to the study of physiology—it should be the beginning of really scientific medicine. It has put out of date all work that does not include it, which means all preceding work on physiology and medical therapeutics; if indeed it does not cause such profound changes in these studies as to amount to an entire rewriting of them. My personal conviction is that no one should regard himself as educated in the subject of physiology until he has mastered the contents of these volumes. I find myself unable to think in the subjects of physiology or of etiology, or even of therapeutics, without reference to them."—Dr. Tucker's review in the Osteopathic Physician.

Descriptive circulars etc., sent upon request.

Sold by subscription,—two volumes.

**New Fourth Revised Edition—Now Ready**

**F. A. DAVIS COMPANY, Philadelphia, Penn.**

The members of the midwinter class are: Sidney E. Cresswell, R. H. Simpson, Nellie O. Lundquist, Ed. C. Galsgie, Hulda Frandson, J. G. Connolly, Eleanor L. Harvey, Christine Ostrem, Roy F. Desart, Maud Tupper, Peter F. Kain, Helga Christensen and Mabel Cleveland. The senior class, which graduates in June, numbers thirty-seven.

**Send Attractive New Year's Greeting.**—Drs. W. W. and Carrie B. Stewart sent out very attractive leaflets with New Year's Greetings. The leaflets contained pictures of both Doctors, their adopted son, and their home. The son says he will be in the A. S. O. in 1920, and looks like a good recruit for osteopathy.

**Opens a Visiting Practice.**—Dr. Anna K. Stryker announces that she has opened a visiting practice in New York City, and will be pleased to call on patients in their homes. She has offices in The Maryland, 201 West 105th Street, and appointments either for office or home treatment should be made by phone from 10 to 12 a. m., except Saturday and Sunday.

**Announces Location.**—Dr. Edna Chesebrough, of the June 1910 Class, A. S. O., announces the opening of her offices for the practice of Osteopathy at 171 Westminster Street, Providence, R. I. During the summer and fall Dr. Chesebrough has had charge of a practice in Bath, Maine.

**Osteopath Delivers Lecture.**—"Osteopathy and Its Application to the Eye and Body," was the subject of an address by Dr. W. A. Watkins at the monthly meeting of the Massachusetts Optical Society, January 19th, in Young's, Boston, Mass.

**Osteopathy for Animals.**—Epizootic and its treatment, together with mechano-neural therapy and osteopathy as applied to animals, were the main topics discussed January 12th, at a meeting in Trenton, N. J., of the Veterinary Medical Association of the State. The meeting was called by the president, George F. Harter, of Trenton.

Because of the reported diseases among cattle, which is said to be prevalent in New Jersey, and particularly in the northern section along the Hudson River, much attention was given to the subject. It is said that the disease is brought into the State from New York and the New England States. One of the speakers at the meeting was Professor Reichel of the University of Pennsylvania.

This would indicate that the "veterinaries," however difficult the application of osteopathic methods to their practice may be, are at least a quarter of a century ahead of the M. D.'s, who by their opposition to osteopaths, have shown that they are at least that much behind the times.

**Locate in Santa Cruz.**—Drs. G. and Mary Olive Greenwell have removed from Lodi, California to Santa Cruz, and have purchased property there. They will receive convalescents as boarders.

**Will Practice Entirely at Branch Office.**—Dr. F. A. Lovell who has been practicing at Franklin, Pa., maintaining Titusville as a branch office, has now located permanently at Titusville, giving up the Franklin office. His address is No. 15 Washington Street.

**Osteopath Reads Paper.**—Dr. B. A. Bullock, of the state osteopathic examining board of Michigan, read a paper on "Osteopathy" at the last meeting of the Non-Sectarian Medical Association, held at the residence of Dr. J. E. G. Waddington, 1080 Warren Avenue West, Detroit. The Non-Sectarian Medical Association is not quite six months old, and is composed of the members of all the recognized medical schools. Its president is Dr. Waddington and its secretary is Dr. H. H. Ellis.

# FIRM BUT FLEXIBLE



Front View Appliance No. 1.



Back View Appliance No. 2.

Every Osteopath knows how important it is to keep the spinal column in perfect adjustment after each treatment.

## The SHELDON APPLIANCE does this Perfectly.

Its use will add 50 per cent to his success with not only women and children, but with men.

The Sheldon Appliance is made to order only, and after the most careful measurements made by yourself. Is absolutely **firm** and offers a **perfect support** while, at the same time, it is **flexible** and gives perfectly to every normal movement of the body. Easy and pleasant to wear, causes no chafing or sweating, is 100 years in advance of the usual plaster, leather, and other jackets

We will be very happy to send to you our full literature, knowing that it will

prove of unusual interest to you, also our Measurement Blanks. **Special Terms to Osteopaths.**

Dr. C. L. Nelson, Osteopathist, 19-21 City Bank Building, Logansport, Ind.

Philo-Burt Mfg. Co., Jamestown, N. Y.

Gentlemen:—I enclose my check for amount of your enclosed bill, which please receipt and return. Your appliance has given excellent satisfaction, being just what was needed in this case.

Respectfully yours,

C. L. NELSON, D. O.  
Bellingham, Wash.

Philo-Burt Mfg. Co., Jamestown, N. Y.

Dear Sirs:—I am pleased to say that I have used your Appliance in both lateral and posterior spinal curvature and the results have been very satisfactory. Wishing you every success, I am,

Very truly yours,

GEORGE E. FOSTER, D. O.  
Portland, Oregon.

The Philo-Burt Mfg. Co., Jamestown, N. Y.

Gentlemen:—I have used several of your No. 1 Appliances with the best of success. They give a perfect support to the spine and back and in my experience I find they are a great aid to the work of the Osteopath practitioner in treatment of spinal deformities. I take pleasure in recommending these Appliances from my personal experience and knowledge of them, and also your company, for I have found you perfectly reliable and courteous in my dealings with you.

Very cordially yours,  
C. W. CUTLER, Ph. D., D. O.

## The Philo-Burt Manufacturing Co.,

163 2ND ST., STREET, JAMESTOWN, NEW YORK.

**Removal Announcement.**—Dr. Louis C. Kingsbury announces the removal of his office from the Catlin Building to the Ballerstein Building, 904 Main Street, Hartford, Conn. Also that Dr. W. H. Andrus will be associated with him in the practice of Osteopathy.

**Returns From Europe.**—Dr. Robert Dudley Emery announces that he has returned from Europe, having completed his post-graduate course in the Hospitals and Clinics of Vienna, Berlin and London, and has resumed practice at 421-18 Auditorium Building, Los Angeles, Calif.

**Establishes Good Practice at Old Home.**—Dr. W. A. Willi of Sacramento, has established offices in the Ochsner Building, where his practice is growing rapidly. Although he lived in Sacramento for several years, Dr. Willi began the practice of his profession in San Francisco, where he remained until the great fire of 1906. Then he went back to Sacramento with the prestige of metropolitan success, and has since remained there, developing a gratifyingly extensive practice.

**Returns to Eureka.**—Dr. Petrus E. Johanson, who has been for a short time in Salt Lake City, Utah, has returned to his former field at Eureka, leaving his practice in Salt Lake City to his partner.

**Prospective Location.**—We quote the following from a letter from Dr. N. R. Lynd of Houston: "Should you have any requests from graduates for a location, please refer them to Bryan, Texas, a city of 6,000 people, and a fine little business town, where an osteopath is wanted very much. Information regarding the prospects there can be secured by writing Mr. A. L. Ewing, Myers, Texas (twelve miles from Bryan) who wants to take treatment and can doubtless influence many others."

**Visits A. S. O.**—Dr. T. C. Moffatt of Windsor, Mo., was in Kirksville January 31st, with a case of ventral hernia for the Hospital. He paid the A. S. O. a brief visit.

**Announcement of the Graduation at the Pacific College.**—The Directors and Faculty of the Pacific College of Osteopathy announce the graduation on January the twenty-sixth, nineteen hundred and eleven, of Seth O. Coolidge, J. Russell Morris, Mary Sibel Crosswell, M. D., Philip C. Putnam, and Dr. Marion L. Burns, D. O., from the four-year course.

**Moves to New Quarters.**—Dr. T. M. King of Springfield, Mo., has moved from the Merchants National Bank to 510 Woodruff Building, a fine new ten story fire-proof building just completed.

**Buys Practice.**—Dr. R. L. Ferrand of Los Angeles, has bought the practice of Dr. Healy of Salinas, Calif., and will locate there.

**Osteopaths as Expert Witnesses.**—Drs. Anson C. and Sophia E. Greenlee of Corry, Pa., went to Warren, Pa., recently, as expert witnesses in a damage case of a lady having been hurt on a poor cross-walk. The plaintiff asked \$15,000 damages from the city, and the Drs. Greenlee were her witnesses, and she would have probably won the suit had not one of the jurymen had an epileptic fit, and was not able to go on with the case, so the Judge adjourned until the March term of court. The Greenlees think they will have to go through with the results of their examination again, but as they get one hundred dollars apiece per day as experts, it is not so bad. Also Dr. A. C. Greenlee has just succeeded in getting a claim with the Standard Accident Insurance Company of Detroit settled, and this Company said that osteopaths were, in their judgment, as competent as examining physicians as the M. D.'s, and assured the Doctor that Osteopaths would be recognized as competent physicians of the highest order.

## ESSENTIAL BLOOD ELEMENTS

Which all convalescents lack, have been found by thousands of the leading physicians for their patients in

# BOVININE

**BOVININE** supplies all this as no Beef Extract can. It raises the Opsonic Index to normal standard and prevents chronic invalidism.

**BOVININE** is not only a *perfect nutritive* tonic in itself, but being rich in **elementary iron** and all essential elements necessary for complete cell reconstruction and nutrition, it re-establishes completely normal metabolism, thus assuring a quick recovery from all wasting diseases.

Write for Sample, also for one of our new Glass (sterilizable) Tongue Depressors

**THE BOVININE COMPANY**  
75 West Houston St., New York City

### Our Big Catalog FREE

ASK FOR IT NOW.

ONLY \$1.00



Puts this Magnificent Cuckoo Clock in Your Home.

A Perfect Time-keeper, Calling the Hour and the Half-Hour. Nearly Two Feet High, 14 in. Wide, in German Walnut Case.

The Inlaid Woods of Ash, Ebony and Mahogany Ornaments are put together with minute care. Mail us \$1.00 for one year's subscription to COMMON-SENSE, afterwards you may pay \$1.00 a month for 8 months which completes the payments on both the clock and the magazine.

**Common-Sense Publishing Co.**

Dept. 601  
Michigan Blvd. and Fortieth St. . . Chicago  
PAGE BUILDING CHICAGO, ILL.

## ARE YOU INTERESTED IN PREPARING FOR A State Board Examination?

If so, write for booklets and literature descriptive of my STATE BOARD PREPARATORY COURSE. During the past 8 years, I have prepared about 3000 candidates for the various State Board, Army & Navy, and other examinations, with uniform success.

By this method of teaching, the knowledge you already have, and that I give you, is systematized, so that you can make full use of it at any examination. You are taught to draw on your own resources, and answer all kinds of questions. Technical matters taught in a manner easy to remember. Laboratory work and operative surgery on the cadaver included if necessary.

Correspondence invited. Satisfaction guaranteed.

R. G. SCHROTH, M. D.  
546 Garfield Ave. Chicago, Ill.

Please mention the Journal when writing to advertisers.

**Reads Paper Before W. C. T. U.**—Dr. Lena Creswell of San Diego, California, recently read a very interesting paper before the W. C. T. U. of that city. The paper was called "Emergencies—How to Meet Without Alcoholic Stimulants." She told exactly what to do in detail in reviving a drowning person; what to do if one's clothing caught fire, and how to treat the burns; what to do in cases of hemorrhage, either from vein or artery; what to do in cases of snake bite, chill, fainting and almost all cases of accidents or injury. She emphasized the fact that in none of these cases should alcoholic stimulants be used, and explained why, also the effect if given. Altogether the hour was most practical and helpful, particularly to young mothers present.

**Locates in New Jersey.**—Dr. Fred W. Morris of the June Class, A. S. O., takes pleasure in announcing that he has acquired the offices and practice of Dr. M. K. Cottrell, at 316 Broadway, Paterson, N. J. He reports Paterson a thriving manufacturing city of 125,000, with very beautiful residence sections, and trolley connections with upper New York.

**Osteopath Sends Out Pamphlet.**—Dr. W. W. Efford, of Sheboygan, Wis., has favored some of his friends recently with a pamphlet entitled "Physical Righteousness," of which he is the author.

**Returns to Practice.**—Dr. R. A. Ellis, formerly of Caney, Kansas, but who has been out of practice since June 1st, resumed his practice on January 15th, at St. John, Kansas.

**Good Competitive Positions Open.**—The following interesting letter received from Dr. J. P. Burlingham, Canandaigua, N. Y., will interest osteopaths who are in a position to bid for competitive positions:

"There is, in my opinion, an excellent opportunity for a number of recent graduates to bring our school before the public in an eminently dignified way by striving, regardless of whether they succeed or not, to land some of the competitive positions offered by the states and counties in the capacity of matters pertaining to public health. There is now a vacancy begging here for a bacteriologist to preside over the laboratory, and I want to say frankly the applicants have not been up to the scratch in the department designated, and while a practitioner who has been in the field for some time may not be qualified to take up this work, recent graduates who are still familiar with the subject may fill the position with credit to themselves and our school.

"The position I refer to as going begging is that of County Bacteriologist, and in view of the fact that in the past it has savored of politics, I am satisfied that the Board of Supervisors of this county will no longer entertain any factor other than qualifications in their next appointment. I believe that most any recent graduate could give a good account of him or herself in the execution of the functions of the office, which are mainly urinal, sputum, fecal and neoplastic analysis. The salary is fifteen hundred a year, and while the recent incumbent did not or rather was not allowed fees, still I believe that one who could prove up in value to the county could in time demand and get the fees, and they together with the salary should make a comfortable income for one of our worthy graduates who is not equal to the physical demands of practice.

"The other item I believe will be of inestimable value to the profession. The current number of the Twentieth Century Magazine is a vaccination number and will interest every osteopath.

"I will gladly give what information is required relative to the position of County Bacteriologist here.

**LISTERINE** is a powerful, non-toxic antiseptic. It is a saturated solution of boric acid, reinforced by the antiseptic properties of ozoniferous oils. It is unirritating, even when applied to the most delicate tissue. It does not coagulate serous albumen. It is particularly useful in the treatment of abnormal conditions of the mucosa, and admirably suited for a wash, gargle or douche in catarrhal conditions of the nose and throat.


There is no possibility of poisonous effect through the absorption of Listerine.

**Listerine Dermatic Soap** is a bland, unirritating and remarkably efficient soap.

The important function which the skin performs in the maintenance of the personal health may easily be impaired by the use of an impure soap, or by one containing insoluble matter which tends to close the pores of the skin, and thus defeats the object of the emunctories; indeed, skin diseases may be induced, and existing disease greatly aggravated by the use of an impure or irritating soap. When it is to be used in cleansing a cutaneous surface affected by disease, it is doubly important that a pure soap be selected, hence Listerine Dermatic Soap will prove an effective adjuvant in the general treatment prescribed for the relief of various cutaneous diseases.

"The Inhibitory Action of Listerine," a 128-page pamphlet descriptive of the antiseptic, and indicating its utility in medical, surgical and dental practice, may be had upon application to the manufacturers, Lambert Pharmacal Co., Saint Louis, Missouri, but the best advertisement of Listerine is . . . . .

**LISTERINE**



## A. T. STILL'S New 1910 Practice

Cloth \$6.00 Flexible Leather \$8.00  
PREPAID

TABLES—Folding Gynecological and Adjustable. Stools to match. Also Skeletons, Spines and Instruments.

HEADQUARTERS—General Osteopathic Supplies.

Books of all kinds prepaid at regular prices.

Address, J. F. JANISCH SUPPLY HOUSE, Kirksville, Mo.

## A Manual of Osteopathic Gynecology

By PERCY H. WOODALL, M. D., D.O.

Second edition. Price \$3.50.

Recommended as Text Book by A. S. O

For sale by author,

BIRMINGHAM, - - - ALABAMA

## Studies in the Osteopathic Sciences

Volume I—"Basic Principles," Price \$4.50. Now on sale. Volume II—"The Nerve Centers," in preparation. Price \$4.00. Volume III—"The Physiology of Consciousness," in preparation. Price \$4.00. Advance subscriptions will be received for Vols. II and III at the rate of \$5.00 for the two books, payable when 800 subscriptions have been received. Address MISS M. T. BURNS, Pacific College of Osteopathy, Los Angeles, Cal.

Please mention the Journal when writing to advertisers

"Trusting you and your editor may put this matter, of the profession in public offices, before your readers in no uncertain terms, and awaiting your articles for local papers, I am, Fraternally yours—J. P. BURLINGHAM, Finley Building.

**A Letter Pleading for a Square Deal in New Jersey.**

North Hackensack, N. J., January 3, 1911.

W. K. JACOBS, Editor, Kirksville, Mo.

DEAR SIR:—Having read in the Journal of Osteopathy of the legislative opposition of some of our states, I cannot but express surprise that the members of the same do not in justice to themselves, look into the merits of the case. It is only by actual experience that a just and proper conclusion can be arrived at.

In July of 1909, my wife met with an accident: she fractured her leg just below the knee and strained the ligaments very badly. The knee-cap was displaced. For four months she was confined to her bed, and was attended by physicians. The result was a stiff joint and the knee bent so that the leg was drawn as in a sitting position. I had up to that time no knowledge of the osteopathic treatment. A friend introduced me to Dr. L. M. Goodrich, of Hackensack, N. J.

This introduction was in the last week in November, 1909. Today the injured leg is almost straight, circulation restored, and the foot rests on the ground. She can walk with only a slight limp. Goes shopping, etc. I can imagine what my views would be if I were a member of the N. J. legislature and I was asked to vote on your bill. For years the old creeds and dogmas of the profession have stood as sign-posts in the M. D.'s road, and any progress which tends to change them is consigned to the legislative waste-basket. It is to be regretted that with our millions for education and in an age of enlightenment, bigotry and politics should hold in check a boon to mankind. Very truly yours,—F. W. REID.

**An Interesting Case Report.**—"I wish to report a case of broncho-pneumonia complicating whooping-cough in male infant, aged 15 months, which had been given up by two physicians, homeopathic and regular. I was called in at the eleventh hour and found patient in coma, hands swollen, face blue and no perceptible heart action. I made a hurried examination of chest with that invaluable instrument, Huston's Akouophone; found a good heart nearly worn out, consolidation of left side and top lobe on right. Gave a prognosis of even chance and was immediately contradicted by the attending physician, who importuned me to keep hands off as death was already near. I had all windows opened to their limit and courteously cleared the room of friends and doctors. Further than this I would say that orthodox osteopathy did the business and in five hours exactly the child was trying to nurse bottle and all.

The small anterior plaster of antophlogistine was removed later when strength permitted and cotton jacket used. I never find it necessary to use anything more than the cotton for covering, and I can report 100% cures in 65 cases of pneumonia of various stages and forms. In point of assistance I lay great stress on copious water drinking. Fraternally,—C. V. Fulham, D. O., Frankfort, Indiana.

**New President at Still College.**—Dr. S. L. Taylor, surgeon in chief of Still College of Osteopathy, was chosen president of the Institution by the board of directors to succeed Dr. C. E. Thompson, resigned because of ill health.

Dr. Taylor, who is a graduate of Still College with the class of 1903, has been chief surgeon at the College and Hospital since September, 1909. He is 38 years old.

Official announcement of the appointment of the new president was made at the midwinter graduation exercises, when thirteen students received their diplomas.

Dr. Taylor, who is in great favor among the members of the faculty and the

**A NEW CREATION**  
**WEBSTER'S**  
**NEW**  
**INTERNATIONAL**  
**DICTIONARY**

The *Only New* unabridged dictionary in many years. Contains the *pith and essence* of an authoritative library. Covers every field of knowledge. An Encyclopedia in a single book.

The *Only* dictionary with the *New Divided Page*. 400,000 Words. 2700 Pages. 6000 Illustrations. Cost over half a million dollars. Post yourself on this most remarkable single volume.



Write for sample pages, full particulars, etc.

Name this paper and we will send free a set of Pocket Maps

G. & C. Merriam Co.  
Springfield, Mass.

**LEARN TO WRITE ADVERTISEMENTS**

"This is the advertising school you hear so much about!"

Study advertising by mail with this school and you can positively increase your earning power. Ad writers receive from \$25 to \$100 a week.

Earn a Salary of \$25. to \$100. a Week

If you want to know more—if you want to earn more—if you want to improve your worldly and financial position, either as employee or employer, write us to-day and you will receive our beautiful prospectus. It is Free.

This Silver Statuette, entitled "The Standard Bearer," was presented June 17, 1909, to the President of the School by students and graduates of Great Britain and Ireland as a mark of appreciation and esteem.

PAGE-DAVIS SCHOOL 275 Page Building, Chicago or 150 Nassau St., New York

**LEARN JEWELERS ENGRAVING.**

A high salaried and easily learned trade, taught thoroughly by mail. We will teach the beginner better engraving than he can gain in years of rigid apprenticeship. We will also improve the skill of any engraver. Send for our catalog. The Engraving School, 75 Page Bldg., Michigan Ave., Chicago, Ill.

**BE AN ILLUSTRATOR**—Learn to draw. We will

teach you by mail how to draw for magazines and newspapers. Send for catalog. SCHOOL OF ILLUSTRATION, Omea 75 PAGE BUILDING, CHICAGO

**YOU CAN WRITE A SHORT STORY.** Beginners learn so thoroughly under our perfect method of training that many are able to sell their stories before they complete the course. We also help those who want a market for their stories. Write for particulars. SCHOOL OF SHORT STORY-WRITING, Dept. 75, Page Building, Mich. Ave., Chicago.

**LEARN SCIENTIFIC BUSINESS**

Letter Writing. We will teach you by mail to write the kind of letters that will build up business to tremendous proportions; commands high salary. We will criticise your letter of inquiry free, if you write for full particulars. SCHOOL OF BUSINESS-LETTER WRITING Dept. 75 Page Building, Michigan Ave. and 40th St., Chicago

**Come to Virginia.**

Homes for all, health for all, happiness and independence for all. Ideal climate. No mosquitoes. Write for catalogue and full information about Old Virginia.

JAMES R. MEADOWS, Appomattox, Va.



A wonderful new Healthful all-the-year round Drink Physicians prescribe it in Throat, Stomach and Intestinal troubles. A refreshing drink during fever convalescence.

Druggists, Grocers and Soda Fountains supplied by any wholesale druggist or grocer. Write for booklet.

Hawaiian Pineapple Products Co. 112 Market St., San Francisco, Cal.

students, takes up the new work immediately. Dr. Thompson has a private practice established with Dr. S. S. Still, the first president of the College.

**Dr. Asa Willard Honored.**—The Eastern Star Lodge of Missoula, Montana, recently held their annual installation of officers, and Dr. Asa Willard, the well-known osteopath, was installed as Worthy Patron of the Lodge. After the installation, a banquet was held, and Dr. Willard responded to a toast in his usual happy vein.

**Hygiene of Pregnancy.**—This is the title of a very neat little pamphlet published by Dr. E. S. Harris, M. D., Smith Building, Higginsville, Mo. The idea of the pamphlet is to furnish straightforward, explicit directions as to diet, fresh air, and all bodily conditions which are so important during this period. The author is prepared to sell them to osteopaths in quantities to be distributed to prospective patients. Osteopaths who are going into obstetrical work should find this an effective way of advertising themselves. The professional card may be printed on the back cover, plenty of space being available for that purpose. Sample copies may be obtained by writing to Dr. Harris and enclosing ten cents in stamps.

**A Delicious, Dietary Adjunct.**—In the January issue of the Journal appeared an advertisement of "Dole's Pure Hawaiian Pineapple Juice." The dietetic value of this juice is recognized by physicians, and from samples received, this particular product seems to be all that is claimed for it. The ad. appears in the advertising section of this number.

**Osteopaths Pass Oregon Board.**—The January examinations of the Oregon Medical Board were gratifying in their results for the osteopaths. Four out of five osteopaths were successful as compared with forty-one out of seventy-five M. D.'s. All applicants regardless of school of practice take the same examination in anatomy, physiology, histology, chemistry, pathology, gynecology and obstetrics. In addition to these subjects the D. O.'s are required theory and practice of osteopathy, while the M. D.'s are required diagnosis, diseases of children, nervous diseases, eye and ear, materia medica, practice of medicine, surgery and jurisprudence. The successful osteopaths were Doctors Martha S. Arledge and Oscar E. Pineo of L. A. C. O.; Mary E. Giles of Pacific College, and Pauline Sears of A. S. O. Dr. Elmer E. Smith of A. S. O., June 1910, took the straight medical examination and was successful. Dr. Moore, the osteopathic member of the Board, examines all applicants in physiology and histology, and also the osteopaths in theory and practice of osteopathy.

**Dr. Elmer H. Smith Makes Good Showing.**—Dr. Elmer H. Smith, well known at the A. S. O., where he graduated last June, has attracted considerable attention by his good osteopathic work and his success before the Oregon Medical Board. Last June he took the examinations required of the osteopaths and passed, receiving the sixth highest average out of a hundred and four applicants, and leading the thirteen osteopaths who took the examinations. At the January examination just passed, Dr. Smith took all the examinations required of M. D.'s, which is the eight subjects in addition to the seven fundamental subjects required of all schools of practice, and was successful. The medical law in Oregon is not as progressive as the osteopathic law which requires diploma of recognized school before permitting application for examinations. The old medical law still in existence permits any one who can pass the fifteen subjects to be licensed to practice medicine. An effort has been made by the M. D.'s to get this law up to date but not yet successful. Dr. Smith is the first D. O. to pass the Oregon medical examinations, although, of course

SECOND REVISED EDITION

## CROSSEN'S GYNECOLOGY

The publishers announce for publication, September first, the Second Revised Edition of Crossen's *THE DIAGNOSIS AND TREATMENT OF DISEASES OF WOMEN*. This edition will contain 1,056 pages, with 744 illustrations. *An increase of 250 pages and new material, and 44 new and original illustrations.* This book has been strongly indorsed by Doctor Still, and from the first year of its publication has been *THE text book in the A. S. O. in Kirksville*. This is the first American book on Gynecology to bring before the profession the importance of medical treatment of women, and to emphasize both by text and numerous illustrations the value of a careful and correct diagnosis. This book is a veritable mine of information, and *its value as an investment cannot be questioned.*

The *Diagnosis and Treatment of Diseases of Women*, by H. S. Crossen, M. D., Professor of Gynecology, Medical Department Washington University, St. Louis, Mo. Second Revised Edition. 1,056 pages, royal octavo. 744 illustrations. Price, cloth, \$6.00—morocco, \$7.50. Order from your dealer or the publisher

The G. V. Mosby Medical Book and Publishing Company

Metropolitan Building

ST. LOUIS, MO.

Grand Avenue &amp; Olive Street

## Principles of Osteopathy

BY G. D. HULETT, B. S., D. O.

Fourth edition. For sale by all Osteopathic Book dealers.

375 pages, 35 etchings.


Uniform binding.

Linen cloth, \$3.50

C. M. TURNER HULETT,  
Cleveland, Ohio.

**NOW FORTUNES ARE MADE IN ADVERTISING**

**BUSY MAN'S LIBRARY**



THESE **SIX BOOKS**

Tell How \$2.00 Grew Into \$250,000.00; Yours for \$4.50

The men who wrote these business books have built up the largest business of its kind in the world, and when they were doing it they were everlastingly applying the very same principles that they have driven home in the chapters of these books. And you are to get all the benefits of their years of experience for \$4.50.

Now, if these men built up a quarter of a million dollar business by knowing how to make every letter they sent out an order clincher and if they are willing to impart their methods, why can't you profit by their experience? Wouldn't a little more of this letter-writing skill be beneficial in your business? It would accomplish the very plans you have in view.


**FOR THE BUSINESS MAN:** It will open his eyes to the possibilities of more business. **FOR THE ADVERTISING MAN:** It will increase the percentage of orders from the inquiries his advertising has brought. **FOR THE PROFESSIONAL CORRESPONDENT:** This work will be a constant reference. Send us a money order, P. O. order, or check for \$4.50, with your name and address plainly written. We will send the five books immediately, prepaid. If you don't find them worth their weight in gold, send them back.

Publicity Pub. Co., Dept. 24, Page Bldg., Chicago, Ill.



several D. O.-M. D.'s have been licensed. Recently Dr. Smith attracted favorable attention by successfully reducing a congenital hip before the Tri-State meeting of Washington, Idaho and Oregon, at Portland, January 13th and 14th. All this emphasizes, as a matter of history, both the practical and thorough training in fundamentals in our osteopathic colleges.

## A Serum-Comic Tragedy



By J. EDMUND V. COOKE.

She was a doctor's child, and he  
Embraced the opportunity  
From all disease to make her free  
With absolute immunity.

"And first," said he, "as I indorse  
Prevention of diphtheria,  
This anti-toxin from a horse  
Should kill some bad bacteria.

"This vaccine virus from a cow  
(And I indorse it fully)  
Should help along, and anyhow  
'Twill make the child feel 'bully.'

"Of snake-bite serum just a touch;  
We get it from a rabbit  
Which we have bitten up so much  
It really likes the habit.

"A girl who bleats and chews her cud  
Will never make a woman;  
I'd better get some good clean blood  
And make her partly human."

"Some meningitis toxin, too,  
Would better be injected.  
A guinea-pig we strain it through  
To get it disinfected.

"Some various serums of my own  
I'm rather sure will answer;  
I make them for all troubles known  
From freckles up to cancer."

Alas! alas! for all his pains,  
The end was scarce desirous.  
She soon had nothing in her veins  
But various kinds of virus.

Part horse, part cow, part sheep, part goat,  
Her laugh was half a whinny.  
"Dear me," said he, "she's half a shoat  
And badly mixed with guinea.

### EVERY COAT WE TURN OUT A WINNER



Physicians' coats for professional use. Made of white or 60 other shades of washable materials. Fast colors. Thoroughly shrunk before making. Made to measure. We pay delivery charges to all parts of the world. Our "Swatch Card" showing materials, styles and prices, free upon request. Dressing Gowns, Smoking Jackets, Bath Robes and Hospital Uniforms a Specialty.

WEISSFELD BROS.  
Manufacturers of Physicians' Coats,  
"The kind they all admire"  
115 Nassau Street, New York

# \$125.00

FOR 5 TREATMENTS OF 3 MINUTES  
EACH WITH THE \$15.00 "SOLAR  
GERMICIDE." It removes Epithelioma,  
Birth-Marks, Moles, Wens, Warts and all  
Blemishes. Guaranteed to do the work.

J. O. DAY, D. O.  
MAYFIELD, KY.

## OSTEOPATHY

Research and Practice

By ANDREW TAYLOR STILL, Founder of the Science of Osteopathy.

543 Pages. Leather, \$8.00 Net.

EXPRESS PREPAID ANYWHERE IN THE  
UNITED STATES.

DR. A. T. STILL,

Kirkville, Mo., Agent.

## BLACKMAN SANITARIUM.

BLUFFTON, INDIANA


Our perfect facilities afford an  
imcomparable alliance of all natural  
agencies and systems of cure.

The most completely equipped  
sanitarium for mechanical and physi-  
ologic therapy in Indiana.

OSTEOPATHY, HYGIENIC DIET, ETC.

DR. C. J. BLACKMAN, Supt.

Dr. Amos W. Tindall,  
Dr. Jerome Edwin Derck.



DO you know we are the largest im-  
porters in America of Skeletons  
Spines, etc., as well as the largest  
manufacturers of Hospital and Physi-  
cians Supplies, Surgical Instruments,  
Operating Tables, Chairs, Ozone Out-  
fits, Static and X-ray machines, X-ray  
Coils, X-ray Tubes. We make them,  
we are not agents. Galvanic, Faradic  
and Sinusoidal Batteries, the best in  
the world, Electric Light Baths and  
Dry Hot Air Apparatus, Therapeutic  
Lamps, Vibrators, Hydro-Therapeutic  
Outfits, Vibrating Chairs and Horse,  
Nebulizers, Instrument Cabinets,

Frank S. Betz Co.  
Hammond - - - Indiana

Please mention the Journal when writing to advertisers

## Business Opportunities

**Wanted**—Position as assistant by lady osteopath. Graduate American School of Osteopathy, 1906. Address, Dr. S., care of Journal of Osteopathy.

**Wanted**—Position as assistant to practitioner, for summer vacation, by Senior student, A. S. O. Address, "210", care of the Journal of Osteopathy.

**For Sale**—I wish to sell my office furniture and fixtures, library, etc., as I wish to retire from active practice. Liberal price to right party. Dr. F. J. Barr, 207-08 Mohawk Bldg., Portland, Oregon.

**Wanted**—Practice or position as assistant for the summer. Male. Graduate A. S. O., January 1912. Address "2711", care of the Journal of Osteopathy.

**Practice for Sale**—Established eleven years. Will sell for about price of office furniture. Also a residence may be had, in best of location, if taken soon. Reason for selling made known to prospective buyer. F. M. Thomas, D. O., Wayne, Nebraska.

**For Sale**—Good practice in small city in Pennsylvania. Well furnished offices. Terms reasonable. Address "13011", care of the Journal of Osteopathy.

**For Sale**—Well established practice in Montana. In a prosperous and growing little city. Some minor surgery. For full information write "NRJ", care of the Journal of Osteopathy.

**For Sale**—One Edinburgh Stereoscopic Atlas of anatomy, good as new. Fifty plates. Cost \$50.00, will sell for \$20.00. One J. O. Day Light Apparatus, including the large and the small. Cost \$40.00, will sell for \$30.00. One Betz Microscope with three lenses, two-thirds, one-sixth, and one-twelfth (oil immersion). Cost \$50.00, will sell for \$25.00. Dr. Charles H. Murray, Elgin, Ill.

## Married

At Memphis, Missouri, December 25th, 1910, Dr. Wayne Wolf to Miss Ethel Leda Allen. Later they will locate at Crane, Mo., where Dr. Wolf will practice.

Dr. Helga Christensen of the January 1911 Class, Still College of Osteopathy, to Dr. Carl Christensen who graduated from this college last year. The wedding was not announced until Mrs. Christensen's graduation, although they had been married more than a year.

At Port Huron, Michigan, on Wednesday, January 18th, Dr. Leslie Scranton Keyes of Minneapolis, to Leila Scott Burwell. At home after February 15th, at The Maryland, Minneapolis, Minn.

At Preston, Minnesota, on January 18th, Dr. S. H. Stover to Miss Anna May Hanning. At home after February 1st at Preston, Minn.

At Waco, Texas, Mr. John D. Sinclair to Dr. Julia May Sarratt.

## Born

To Dr. and Mrs. George W. Reid, of Worcester, Mass., on January 31st, 1911, a daughter, Jane Louise. Weight 9 3-4 pounds.

## Died

At Waco, Texas, January 15th, Mr. Sarratt, brother of Dr. Julia M. Sarratt. Interment at Steubenville, Ohio, January 18th.