



SIXTEENTH
Annual Catalogue
OF THE
American School of Osteopathy
AND
Third Annual Announcement of the
Nurses Training School

1908-09



KIRKSVILLE, MISSOURI



HOSPITAL, SCHOOL,
AMERICAN SCHOOL OF OSTEOPATHY AND THE A. S. O. HOSPITAL.

Calendar.

FIRST TERM.

1908.

MONDAY, SEPTEMBER 14th.....TERM OPENS
 THURSDAY, NOVEMBER 26th.....THANKSGIVING DAY RECESS
 THURSDAY, DECEMBER 24th.....CHRISTMAS RECESS BEGINS

1909.

MONDAY, JANUARY 4th.....CLASSES REOPEN
 FRIDAY, JANUARY 21st.....CLOSE OF TERM EXAMINATIONS

SECOND TERM.

MONDAY, JANUARY 25th.....TERM OPENS
 FRIDAY, MAY 27th.....CLOSE OF TERM EXAMINATIONS
 SUNDAY, MAY 29th.....DOCTORATE SERMON
 WEDNESDAY, JUNE 1st.....CLASS DAY EXERCISES
 THURSDAY, JUNE 2nd.....GRADUATION

Officers of the School.

BOARD OF TRUSTEES.

DR. A. T. STILL.

DR. C. E. STILL.

DR. GEORGE M. LAUGHLIN.

DR. WARREN HAMILTON.

HON. M. D. CAMPBELL.

* * *

OFFICERS OF THE BOARD.

DR. A. T. STILL, PRESIDENT.

DR. C. E. STILL, VICE-PRESIDENT.

HON. M. D. CAMPBELL, COUNSEL.

DR. WARREN HAMILTON, SECRETARY AND TREASURER.

DR. J. A. QUINTAL, ASST. SEC'Y.

Faculty, 1907-8.

Faculty changes and assignments for 1908-9 will be announced later.

ANDREW TAYLOR STILL, M. D., 314 So. Osteopathy Ave.
President.

CHARLES E. STILL, D. O., 218 So. Osteopathy Ave.
Vice-President.

GEORGE M. LAUGHLIN, M. S., D. O., 314 So. Osteopathy Ave.
Professor of Osteopathic Clinics and Orthopedic Surgeon.

E. C. LINK, B. S., D. O., 206 So. Fourth St.
Instructor of Clinical Osteopathy and Secretary of Faculty.

L. VAN H. Gerdine, A. M., M. D., D. O., 315 E. Jefferson St.
Professor of Special Pathology and Osteopathic Therapeutics.

R. E. HAMILTON, M. S., D. O., 410 East Normal Ave.
Professor of Chemistry, Pathology, Bacteriology.

GEORGE A. STILL, M. S., M. D., D. O., 603 West Scott St.
Professor of Surgery and Gynecology.

FRANK P. PRATT, A. B., D. O., 418 So. Franklin St.
Professor of Descriptive Anatomy and Physiology.

MISS MARY WALTERS, D. O., A. S. O. Hospital
Superintendent of Nurses Training School.

FRANKLIN FISKE, A. B., D. O., 210 South Franklin St.
Professor of Philosophy and Mechanics of Osteopathy.

E. H. LAUGHLIN, D. O., 614 So. Osteopathy Ave
Instructor in Osteopathic Mechanics.

WILLIAM SMITH, M. D., D. O., 502 E. McPherson St.
Professor of Demonstrated Anatomy and Obstetrics.

R. H. COKE, D. O., 601 So. Osteopathy Ave.
Instructor in Pathology and Laboratory Diagnosis.

MISS RENA BAMMERT, D. O., A. S. O. Hospital
Night Superintendent of Hospital.

GRADUATE ASSISTANT.

W. H. McCOACH, B. Phm., D. O., 418 So. Franklin St.
Assistant in Clinical Osteopathy.

STUDENT ASSISTANTS.

JAMES W. LLOYD, Assistant in Anatomy.

ROLAND SMITH CORYELL, Assistant in Chemistry.

NORMAN DICKEY WILSON, Assistant in Histology.

GRANVILLE B. WALLER, Assistant in Histology.

CARMINE F. STAHL, M. D., Assistant in Pathology.

* * *

OFFICERS.

ANDREW TAYLOR STILL, M. D.,
President.

CHARLES E. STILL, D. O.,
Vice-President.

R. E. HAMILTON, M. S., D. O.,
Dean.

WARREN HAMILTON, D. O.,
Secretary.

Staff of A. S. O. Hospital AND NURSES TRAINING SCHOOL.

* * *

C. E. STILL, D. O., 218 So. Osteopathy Ave.
Superintendent.

GEORGE A. STILL, M. S., M. D., D. O., 603 West Scott St.
Surgeon.

GEORGE M. LAUGHLIN, M. S. D., D. O., 314 So. Osteopathy Ave.
Orthopedic Surgeon.

WILLIAM SMITH, M. D., D. O., 502 E. McPherson St.
Consulting Surgeon and Obstetrician.

FRANKLIN FISKE, A. B., D. O., 210 So. Franklin St.
Extra Mural Obstetrician.

E. C. LINK, D. O., 206 So. Fourth St.
Anesthetist.

MISS MARY WALTERS, D. O., Hospital.
House Physician.

MISS RENA BAMMERT, D. O., Hospital.
Night Superintendent.

* * *

VISITING PHYSICIANS.

ANDREW TAYLOR STILL, M. D., 314 So. Osteopathy Ave.
Emeritus.

R. E. HAMILTON, M. S., D. O., 410 East Normal Ave.

FRANK P. PRATT, A. B., D. O., 418 So. Franklin St.

EARL H. LAUGHLIN, D. O., 614 So. Osteopathy Ave.

R. H. COKE, D. O., 601 So. Osteopathy Ave.

W. H. McCOACH, B. Phm., D. O., 418 So. Franklin St.

OSTEOPATHY.

OSTEOPATHY in the past few years has become so widely known and understood as a healing science, that it is necessary to give only a brief history of it in a catalogue of this nature, whose every page is descriptive of it and its workings. That its place in science is assured from a clinical as well as a theoretical standpoint can be demonstrated both by a perusal of the pages of this book and by the success of its thousands of graduates scattered throughout all the states and in foreign countries.

The history of osteopathy is so closely connected with that of its founder, Dr. A. T. Still, that one cannot be given without the other. Dr. Still was born of sturdy pioneer stock and inherited the dauntless courage and determination that is characteristic of those who forge ahead and walk on untrodden ground. He became no less a pioneer than his parents when he stepped from out the ranks of the medical profession of which he was an honored member, and declared to the world osteopathy.

It has been but a little over thirty years since Dr. Still announced to his patients at Baldwin, Kans., that he had done with drugs forever, and that he had evolved a system of drugless healing. The struggle that followed for the next eighteen years was a hard and bitter one and no one but Dr. Still, who bore the brunt of the battle, will ever know how hard it was. Deserted by relatives as well as friends, he moved with his family to Kirksville, Mo., which place was destined to become the theater of his greatest achievements. His success in curing all manner of disease and sickness was marvelous and his fame spread rapidly over adjoining counties until he was unable to care for all that applied to him. Then it was that he thought of instructing his sons so they could aid him, and from this desire sprung the American School of Osteopathy. From this nucleus has grown the osteopathic profession of to-day.

The American School has sent out two thousand eight hundred and eighty-six graduates who are successfully combatting disease and have gained for osteopathy recognition by legislation in almost every state and territory in the union.

The theory of osteopathy has many versions but there is none that describe it more thoroughly or plainly than the one given by its founder in his own characteristic language:—

“Osteopathy deals with the body as an intricate machine which, if kept in proper adjustment, nourished and cared for, will run smoothly into a ripe and useful old age. As long as the human machine is in order, like the locomotive or any other mechanical contrivance, it will perform the functions for which it was intended. When every part of the machine is adjusted and in perfect harmony, health will hold dominion over the human organism by laws as natural and immutable as the law of gravitation. Every living organism has within it the power to manufacture and prepare all chemicals, materials and forces needed to build and rebuild itself, together with all the machinery and apparatus required to do this work in the most perfect manner, producing the only substance that can be utilized in the economy of the individual. No material other than food and water taken in satisfaction of the demands of appetite (not perverted taste) can be introduced from the outside without detriment.”

Osteopathy as a profession is now on a footing excelled by no other of the healing professions and as such is recognized by state legislation.

In the list of man's employments there never has been one that has ranked higher in the estimation of the people of all time than the profession which ministers unto the sick, stamps out disease and relieves suffering. Like the advocates of every profession which has arisen with teachings contrary to accepted theories, osteopaths, in the early days of the profession, found their ways beset with obstacles. But as the logic of their teachings, coupled with the results secured by the practice of these teachings, became known, the professional standing in the eyes of the people was raised, and to-day, little more than a decade since the first osteopath received his diploma from the hands of Dr. A. T. Still, there is no calling which commands more respect from thinking and unprejudiced people.

Unlike other professions the field of osteopathy is broad and in every state there is a larger demand for competent practitioners than can be supplied.

History and Description of the Main Building.

The American School of Osteopathy is not only by far the largest osteopathic school in the world, but is also the parent school. Founded in 1892 by Dr. A. T. Still, under whose personal supervision it has been run to the present day, its growth has been in reality the growth of the profession. From a scant half-dozen pupils in one room in the modest cottage which Dr. Still called home it soon reached proportions which demanded a separate building and repeated additions. The school is situated at Kirksville, Mo., which has been the home of Dr. Still for nearly a generation, a location really ideal for its purpose. Kirksville is accessible from any part of the country, being situated on the Wabash and the Quincy, Omaha and Kansas City railroads. It is a typical Missouri town, offering to the student the quiet environment so conducive to good work.

The main portion of the school is a rectangular building, having a front of 64 feet with a depth of 176 feet. The building is not contiguous to any other, thus affording plenty of light and air. From the basement, which is occupied by the Journal of Osteopathy, and chemistry laboratories and lecture room, to the third floor which is given up to the amphitheatre and surgery laboratories, every detail has been arranged to meet the demands of an ideal osteopathic school. The treating rooms, twenty-eight in number, which are located on the first floor, opening on the main hall, are commodious and are fully equipped for all purposes. The lecture rooms are large and well lighted. The two main lecture halls, North Hall and Memorial Hall, are separated by folding doors, which can be removed thus forming an auditorium which is used for school entertainments, meetings and commencement exercises.

The laboratories are six in number: anatomical, chemical, surgical, bacteriological and pathological, histological, and the X-ray. The latest improvements in every department are immediately added to the school's equipment, and no expense is spared in procuring the best in every line.

Each member of the faculty is a specialist in his line. At the head of the faculty and president of the school is Dr. A. T. Still, the venerable founder of the science.

The A. S. O. Hospital.

The new hospital is of sufficient capacity to accommodate a large number of patients, thoroughly equipped and in charge of competent physicians and nurses. All cases are placed under the direction of members of the faculty, who attend such cases as come within their respective departments, giving clinical instruction in the wards to advanced students.

The hospital has an aseptic private operating room, and a clinical amphitheatre where clinics are held in obstetrical, gynecological and surgical work. It is the aim of the faculty to outline the work and instruct the student in the most approved manner of caring for and treating all diseases and conditions, and this they are able to do by the abundance of interesting cases which are to be found at all times in the hospital.

A lying-in ward has been established and advanced students are instructed in the care of obstetrical patients before and after delivery and under the direction of the instructor in obstetrics will be in attendance upon cases at the time of delivery.

All patients receive the best of attention and accommodations. Their treatment is systematic and under the direct supervision of the physician in charge.

The students have furnished two clinic wards, which they manage under direction of the general staff. They serve here as nurses, internes or as visiting physicians.

The building is a beautiful structure consisting of two stories and a basement. The front elevation is seventy-eight feet wide, the depth is one hundred and eight feet. The walls of the building are made of pressed brick trimmed with heavy stone. The floors throughout consist of hard maple wood except in the hall and operating rooms where tiling is used. Steam heat is used, furnished from a plant outside the building. The plumbing and ventilation are the best obtainable. The building contains twenty-five private rooms, two wards, office rooms, reception room, kitchen, dining room and treating rooms, amphitheatre, operating, sterilizing and preparation rooms for surgical cases, and two students' clinic wards. Every room is connected by telephone with the superintendent's office and nurses' sitting room. The amphitheatre with a seating capacity for over two hundred is used by the school for surgical and obstetrical clinics. The hospital is equipped to accommodate over one hundred patients with every possible

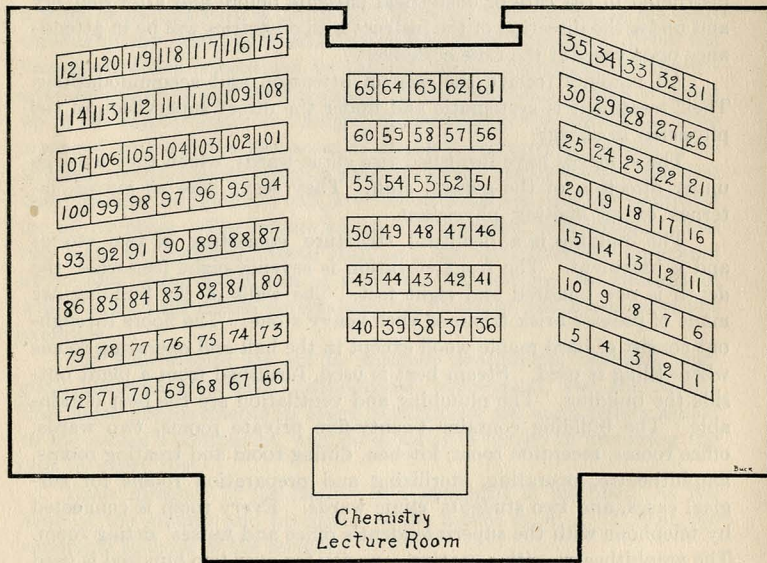
convenience. A ten room cottage for nurses is maintained in connection with the hospital.

Accommodations can be had at rates varying from \$25.00 to \$5.00 per week. An additional charge is made for all operative work, treatment by staff physicians, or nurses detailed on special duty.

Patients who desire to enter the hospital are requested to write the House Physician for rules governing admission.

Laboratory Equipment.

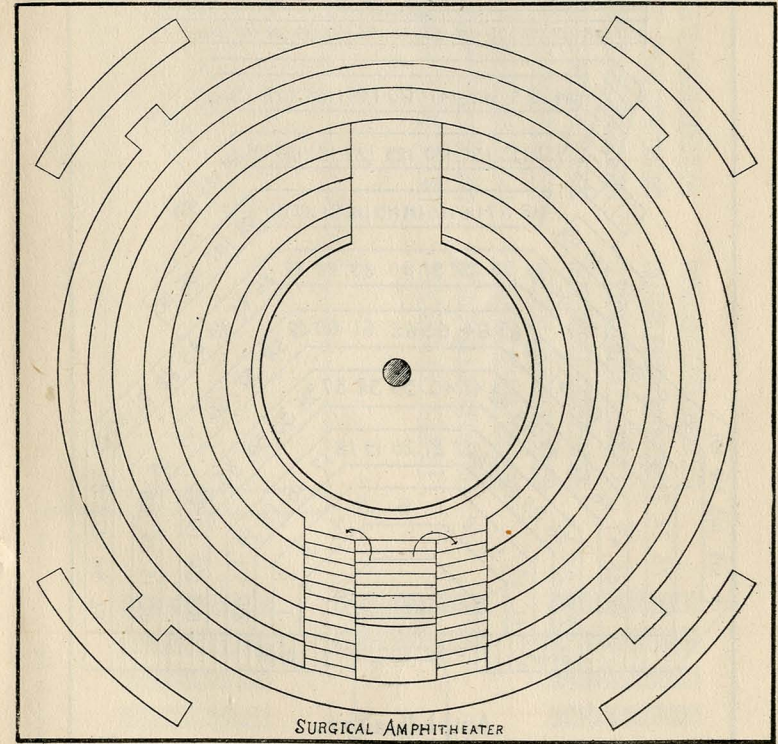
The Chemical laboratory has desk room for forty-eight students working at one time. The heating plant has been removed from the building and another chemical laboratory will be installed, giving a total laboratory equipment for from 75 to 100 students working at the same time.



The Histological and Pathological laboratories can accommodate sections of forty-five students, each.

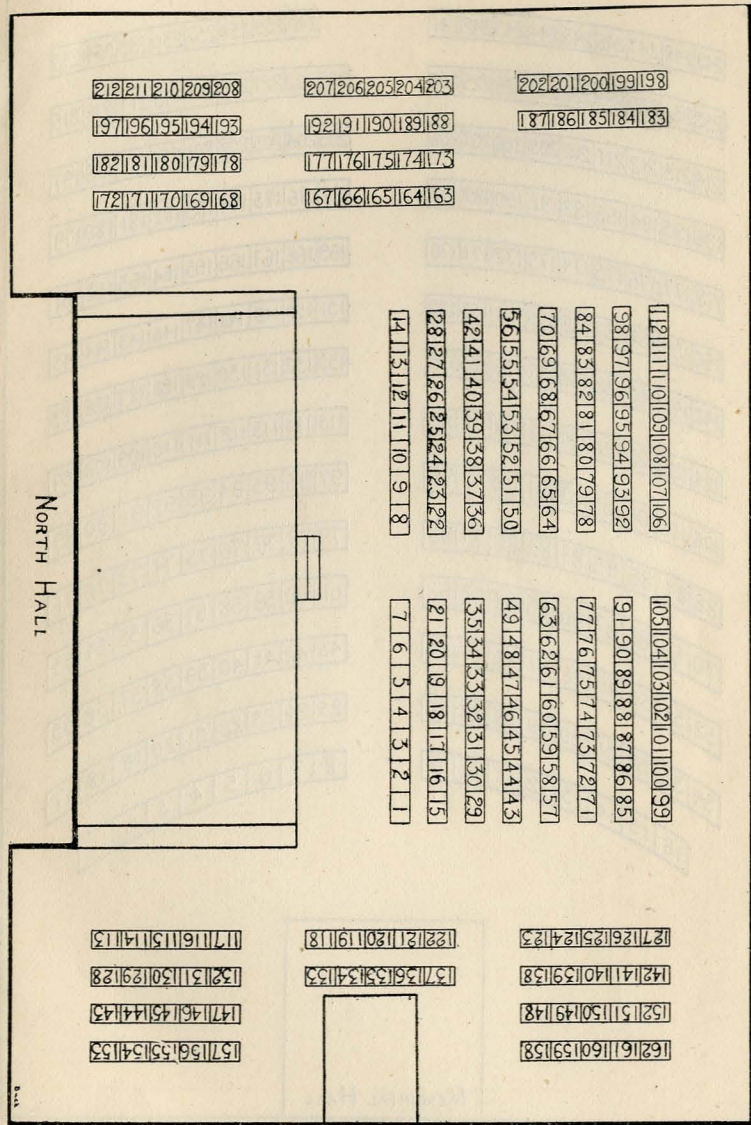
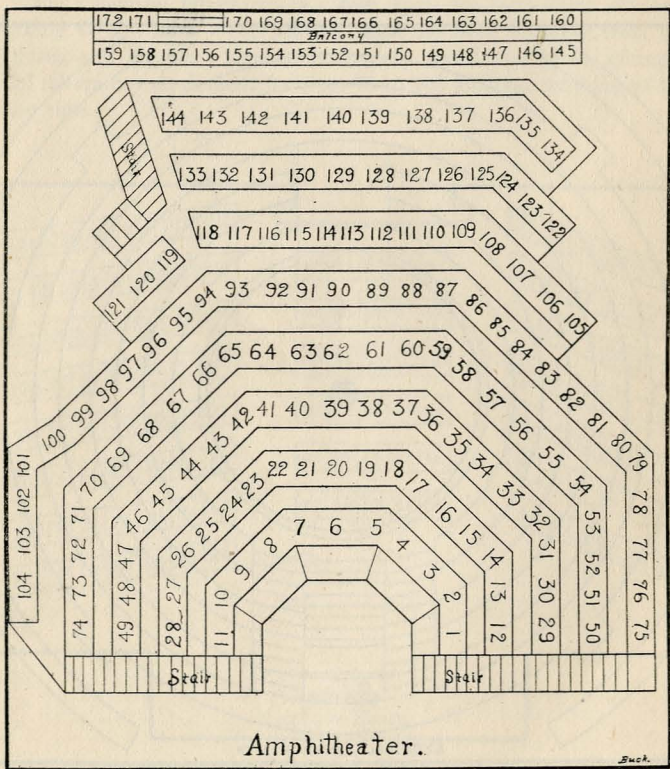
The Anatomical laboratories are equipped for one hundred and twenty-five students, being in a room for this purpose, forty by sixty feet, which has been built over the new engine house.

The arrangement of laboratory for Physiology is not satisfactory to the management and larger quarters will be provided next summer with the latest improvements in equipment.



Seating Arrangement.

The seats in the various lecture rooms are numbered and freshman students are allowed to choose in the order in which matriculation fee is paid; for the upper classes, in the order in which term tuition is paid. As the assignments for the ensuing year are made during the first week of the fall semester, an early attendance and prompt payment of fees is evidently advantageous. Diagrams of the main lecture halls are given on pages 12-16.



General Statement.

The degree conferred by the American School of Osteopathy is Doctor of Osteopathy.

The course of study required in this school for the degree of D. O., is of three years duration, of nine months each, with an optional fourth year of seven months.

The school year begins on September the 16th, and ends May 30th. In order that the time of study shall count a full year students of all classes must present themselves within the first month of the school year and register their names with the secretary.

There is a Christmas recess from December 24th to January 4th.


Arrangement of subjects: Each year is divided into two terms of eighteen weeks each. The arrangement is such as to lead the student gradually into the more complex subjects. During the first term of the first year the student devotes his time to Anatomy, Histology, Physiology, Physics and General Chemistry, and during the second term, to Anatomy, Physiology, Organic and Physiological Chemistry, Histology.

ADMISSION OF STUDENTS.

Matriculation: To be matriculated, the student must furnish creditable evidence of good moral character. To be admitted to the Freshman class, the applicant must exhibit to the Dean, by mail or otherwise, (a) diploma or certificate from a college granting the degree of A. B., B. S., or equivalent degree; (b) a diploma from a normal school established by state authority; (c) a diploma from a high school of the first grade; (d) a teacher's certificate; or (e) a student's certificate of examination for admission to the Freshman class of a reputable literary or scientific college. Or he will be accepted if he pass examination in (a) English; Composition, Grammar, Rhetoric; (b) Mathematics; Arithmetic, including compound numbers, percentage, ratio and proportion; (c) History and Geography. Applicants for matriculation are advised to secure one of the above certificates in some institution near their homes. They will also find it greatly to their advantage to matriculate before the opening of the term and be in attendance at the commencement of class work.

Seats in the class rooms are numbered and students will be allowed to choose seats in order of time of their matriculation.

For arrangement of seats see diagrams of rooms in the preceding pages: 12, 13, 14, 15 and 16.



Conditions: If the student should fail to pass the entrance examinations, he may be admitted with the condition that he make up his deficiencies before entering the second term. Requirements for admission are alike for both men and women.

Advanced Standing: Applicants for admission to the school who possess the requirements for admission and who have studied in recognized colleges, medical, technical or scientific courses in Human Anatomy, Physiology, Histology, and Physiological Chemistry, may be admitted to advanced standing upon satisfactory proof of proficiency in the subjects.

A graduate of another osteopathic college of recognized standing may obtain the degree of D. O. at this school, after a year's study in the undergraduate course, passing all examinations required in the senior year of the course and fulfilling all requirements for admission.

Undergraduates from other recognized osteopathic colleges will be given advanced standing upon the presentation of proper credits from such colleges.

Graduates of recognized medical colleges will be given advanced standing of not to exceed two terms, if the previous instruction is deemed to be equal to that given in similar branches here.

FEES AND EXPENSES.

School fees are payable as follows:

Matriculation fee	\$ 25.00, payable on entering
Tuition 1st year	150.00, within 30 days of entrance
Tuition 2nd year	150.00, at opening of school year
Tuition 3rd year	150.00, at opening of school year
Dissection	12.50, when class is formed.

Total,	\$487.50
Tuition 4th year	150.00 on registration for course.

This admits the student to all lectures, recitations, laboratory work, clinics, etc., as provided in the curriculum for the three years' course and entitles him to a diploma on completion of the course of study, provided all other regulations have been complied with. There are no other charges of any kind during the course.

Tuition is not payable by the month or term but by the year in advance, and when any part of tuition due remains unpaid thirty days after the opening of the term interest will be charged.

Students who wish to pay their tuition in advance for the full

three years may do so by paying \$400 in addition to matriculation fee, such payment to be made within thirty days after entering. This will entitle the student to free dissection.

The seats in the various lecture rooms are numbered and freshman students are allowed to choose in the order in which matriculation fee is paid; for the upper classes, in the order in which term tuition is paid. As the assignments for the ensuing year are made during the first week of the fall semester, an early attendance and prompt payment of fees is evidently advantageous.

The scholarship provides for the refund of unearned tuition in case the student finds it necessary to give up the study.

Good board may be secured at from \$2.00 to \$5.00 per week, or students desiring to do so, can rent rooms unfurnished and board themselves, thereby somewhat lessening the expense. Students will be assisted in finding suitable boarding places when they so desire. Board and rooms can be secured at any time, and it is not necessary to make arrangements until after arrival; however, it is advisable for those who wish to rent houses or rooms for house-keeping to make their arrangement in advance. For any additional information concerning tuition, etc., address the secretary.

The following table will furnish an estimate of the expenses of the students for each school year covering a period of nine months:

	\$25.00	\$25.00	\$25.00
	Low	Average	Liberal
Matriculation fee (first term only),	\$25.00	\$25.00	\$25.00
Tuition.....	\$ 150.00	\$ 150.00	\$ 150.00
Rent and care of room.....	27.00	54.00	90.00
Board.....	81.00	100.00	144.00
Laundry.....	14.00	20.00	30.00
Text books and stationery....	16.00	20.00	30.00
Incidentals.....	36.00	54.00	100.00
	<hr/>	<hr/>	<hr/>
	\$ 324.00	\$ 398.00	\$ 544.00

The following estimates are made by the State Normal School at Kirksville:

Rent of room and board..	\$ 90.00	\$ 107.50	\$ 117.00
--------------------------	----------	-----------	-----------

This is somewhat lower than the A. S. O. estimates.

CLINICAL ADVANTAGES.

No more important department of work is found than that of clinics. After the student has mastered the principles and theory

of osteopathy, and has a good knowledge of the mechanism and functionings of the body, he then must have the practical knowledge of how to apply them before he is a capable osteopath. Its value as a final means of equipping the student for practice, by making him familiar with the clinical manifestations of disease, with diagnosis and with the actual care and treatment of cases, is fully recognized. No effort is spared to make this department of the greatest practical benefit to the Seniors about to go into the field. In it they gain sufficient experience in the treatment of disease to contribute much to their later success.

Kirkville offers much in the way of clinic practice to the student. Besides the treatment given in the treating rooms of the infirmary, of which over 30,000 were given by senior students during 1907, the student is called into the homes to treat all kinds of acute cases.

Kirkville being the home of osteopathy, hundreds of patients suffering from all forms of disease come for clinic treatment from all parts of the United States, and the treatment of these cases devolves upon the students. In addition the school has a modern hospital, in which each student is required to act for a time as interne. This adds to the many other advantages, by giving the student an opportunity to treat acute diseases and surgical cases and to become perfectly familiar with the management of them.

We can reasonably claim equal clinical advantages with the average college of healing of any method. There are frequently as many as five hundred clinical patients at a time that are under treatment by the Senior students.

DIVISION OF STUDENTS.

Students are divided into three classes, namely, the Freshman, Middle and Senior and Fourth Year class. No student may advance with his class, or be admitted to advanced standing, until he has passed the required examinations in the studies of the previous year, or a majority of them.

At present, the fourth year class is made up of graduates from a three year course and is restricted to such.

No student may become a member of the third class, until he has passed all the examinations of the first and in addition a majority of those of the second year.

No student will be permitted to continue his membership in the school, if at the beginning of his second year he has passed none of the first year examinations.

In order that the time of study shall count a full year, students of all classes must present themselves within the first week of the school year and register their names with the secretary.

Students who began their professional studies in other recognized osteopathic schools may be admitted to advanced standing; but all persons must furnish a satisfactory certificate of time spent in osteopathic studies, and fulfil all other requirements for admission. Any student may obtain a certificate of his period of connection with this school.

REQUIREMENTS FOR GRADUATION.

Every candidate for the degree of Doctor of Osteopathy will be required before graduation:

1. To present satisfactory evidence, as required by law, of good moral character, and of having attained the age of twenty-one years.
2. To present evidence of having complied with the requirements for admission.
3. To have attained to satisfactory standing in the required studies of the curriculum.
4. To give evidence of having studied in a recognized osteopathic college three full years, of which at least one year must be spent in this school.
5. Candidates for a degree in four year course must have submitted to the examinations and have presented a thesis on some subject assigned by the faculty and showing the results of the student's work on that subject. At least one year of the course must be spent in this school.

COURSES FOR GRADUATES.

The regular three year course is now in operation, and two year graduates who wish to qualify for the three year diploma, may enter in September with the third year of the regular classes, and will be allowed the privilege of optional work in other parts of the course.

No separate class will be maintained for graduates.

A four year course is now in operation for the benefit of three year graduates. In case a two year graduate wishes to enroll for this course, he must first complete a third year's work of seven months, and pass satisfactory examinations on same, after which he will be entitled to enroll for the fourth year's work.

The following states now require a three year course for admission to practice: California, Delaware, Idaho, Michigan, Minnesota, Missouri, Montana, Nebraska, New Mexico, New York, North Carolina, South Dakota, Tennessee, Vermont, Wisconsin.

COURSE OF STUDY

FIRST YEAR		SECOND YEAR		THIRD YEAR	
First Term. Descriptive Anatomy.	Second Term. Descriptive Anatomy.	First Term. Practice of Osteopathy.	Second Term. Practice of Osteopathy.	First Term. Osteopathic Clinics (2 hours daily)	Second Term. Osteopathic Clinics. Clinical Diag. (2 hrs.)
Physiology.	Physiology	Descriptive and Demonstrated Anatomy.	Demonstrated Anatomy.	Pediatrics ½ term.	†Gynecology.
*Histology and Physics.	*Histology and Embryology.	*Philosophy of Osteopathy.	*Osteopathic Diagnosis and Mechanics.	†General Surgery.	†Operative Surgery.
*General Chemistry.	*Organic and Physiological Chemistry.	*Physical Diagnosis.	Nervous and Mental Diseases.	Obstetrics.	Med. Jus., Pub. Health, Toxicol. & Fal. of Med.
		*Pathology and Bacteriology.	*Pathology and Bacteriology.	Eye, Ear, Nose and Throat, ½ term.	Clinical Practice.
				Skin and Venereal ½ term.	Laboratory Diagnosis.
				Clinical Practice.	Divisions in Ambulance Work and Obstetrics.

FOURTH YEAR An optional Fourth Year has been added which will eventually be made a part of the required course. The course consists of seven month's work and classes are chosen according to the need of the individual students. He must, however, elect at least twenty hours of lecture work each week. He must pass an examination on the work elected and present a thesis summarizing the results of his researches on some subject assigned him by the Faculty.

*Laboratory work in each of these subjects in divisions. †Gynecological and surgical clinics, alternate daily.
 ‡Gynecology and surgical clinics, alternate daily.
 †Gynecological and surgical clinics, alternate daily.
 ‡Gynecology and surgical clinics, alternate daily.

The following states now require or will later require a four year course: Indiana, (now), New York, (after 1910), Wisconsin, (after 1909).

EXAMINATIONS.

Examinations are required in all subjects and are held at the end of each term. The examinations are therefore held twice a year and a student failing in the first examination will be given an opportunity to make up his deficiency and at the end of the year take an examination for the two terms. The examination in May is final.

Students who fail to take examination on schedule time are required to pay a fee of \$1.00 for each special examination.

Class and laboratory records are carefully kept by the instructors in charge and form a large per cent of the general average. This method has been adopted because it is the most practical and gives the best test of a student's knowledge of a subject.

The following is a summary of the time allowed for examination in each subject:

First Year—Descriptive anatomy, and physiology, two hours each. Histology, general and physical chemistry, each two hours written and one hour practical.

Second Year—Descriptive and demonstrated anatomy, practice of osteopathy and neurology, two hours each. Osteopathic diagnosis, philosophy and mechanics of osteopathy, pathology and bacteriology, physical diagnosis, each two hours written and one hour practical.

Third Year—General surgery; obstetrics; eye, ear, nose and throat; skin and venereal; pediatrics; medical jurisprudence, public health and toxicology; two hours each. Gynecology, operative surgery, clinical diagnosis, each two hours written and one hour practical. Clinical practice, emergency work and laboratory diagnosis, each one hour practical.

In addition to the above examinations every student is required: To dissect a lateral half of a body under the supervision of the demonstrator. To give two hundred treatments in the clinic rooms of the school and two hundred to patients outside of the school clinic rooms, all of which must be reported on blanks supplied for the purpose. Detailed reports are also submitted on such cases as may be required by the instructor in charge.

No student will be allowed to take examinations earlier in the term than the the time specified in the calendar.

Course of Instruction.

The course of instruction covers three college years of nine months each, with a fourth year, which is at present optional, but which will ultimately be made a part of the required course.

While osteopathy utilizes much material which has been gathered by scientists in their past research, it is so taught that the points bearing especially on osteopathy are emphasized. The general basic sciences of anatomy, physiology and chemistry are first considered, and later bacteriology, surgery, pathology and the other more advanced branches. As soon as the student has mastered the fundamental principles his instruction in the purely osteopathic subjects is commenced.

Therapeutics is taught in the second and third years, laying especial stress on the osteopathic principle of structural adjustment and also comparing other therapeutic measures to show the advantages of the osteopathic method. No pains are spared to make the student fully efficient in all methods of diagnosis and the whole course is so arranged that upon its completion the student is well equipped for meeting any condition which may confront him in practice.

A word may be said regarding the faculty. Contrary to the usual custom of medical schools in enrolling upon their lists every physician in the community, the American School has secured a staff of specialists and pays them to devote their entire time to the work of the school. The entire interest of the faculty being their classes, the student has a decided advantage over those in medical schools whose instructors are absorbed in conducting private practices. The forenoons are given to lectures, the laboratory work occupying most of the afternoon.

The regular course covers a period of three years, divided into six terms of eighteen weeks each, with the fourth year of seven months. Classes are matriculated only in September of each year. The curriculum is arranged as follows:

FIRST YEAR.

FIRST TERM.

Anatomy —Lectures and quizzes including demonstrations in Osteology, Myology, and Syndesmology.....	90 hours
Physics and Histology —Lectures and quizzes and laboratory work throughout the term.....	126 hours

General Chemistry —Lectures, quizzes and laboratory work throughout the term.....	126 hours
Physiology —Lectures and quizzes throughout the term on General Physiology and Physiology of Nutrition.....	90 hours
Laboratory work given in connection with Histology.	

SECOND TERM.

Anatomy —Lectures and quizzes including demonstrations in Angiology and Neurology.....	90 hours
Physiology —Lectures and quizzes throughout the term on the special senses and nerves.....	90 hours
Organic and Physiological Chemistry —Lectures, quizzes and laboratory work throughout the term.....	126 hours
Histology and Embryology —Lectures and quizzes and laboratory work throughout the term.....	126 hours

SECOND YEAR.

FIRST TERM.

Descriptive Anatomy —Lectures and quizzes on Splanchnology and special senses for first half of term.....	45 hours
Demonstrated Anatomy —Lectures and quizzes with demonstrations on the cadaver, last half of term.....	45 hours
Practice of Osteopathy —Lectures and quizzes throughout the term.....	90 hours
Philosophy of Osteopathy and Osteopathic Diagnosis —Lectures, demonstrations and laboratory work throughout the term..	126 hours
Pathology and Bacteriology —Lectures, quizzes and laboratory work throughout the term.....	126 hours

SECOND TERM.

Demonstrated Anatomy —Lectures, quizzes and demonstrations on cadaver throughout the term.....	90 hours
Practice of Osteopathy —Lectures and quizzes throughout the term.....	90 hours
Osteopathic Diagnosis and Mechanics —Lectures, demonstrations and laboratory work throughout the term.....	126 hours
Physical Diagnosis —One lecture per week, with laboratory work throughout the term.....	54 hours
Neurology —Lectures and quizzes throughout the term.....	90 hours
Pathology and Bacteriology —Lectures, quizzes and laboratory work throughout the term.....	126 hours

THIRD YEAR.

FIRST TERM.

Osteopathic Clinics—General Clinic with lectures and quizzes two hours daily throughout the term.....	180 hours
General Surgery—Lectures and quizzes with laboratory work throughout the term.....	126 hours
Eye, Ear, Nose and Throat—Lectures and quizzes one-half of the term.....	45 hours
Obstetrics—Lectures and quizzes throughout the term.....	90 hours
Clinical Practice—Individual practice by students with weekly reports, six hours attendance per week at the Infirmary required..	108 hours
Skin and Venereal Diseases—Lectures and quizzes one-half of term	45 hours
Pediatrics—Lectures and quizzes one-half of term.....	45 hours

SECOND TERM.

Osteopathic Clinics—General clinics with lecture and quiz daily throughout the term.....	90 hours
Operative Surgery—Lectures, quizzes and laboratory work throughout the term.....	126 hours
Clinical Diagnosis—Lectures, quizzes and demonstrations with clinics throughout the term.....	90 hours
Gynecology—Lectures, quizzes and laboratory work.....	126 hour
Medical Jurisprudence, Toxicology, Public Health, and Fallacies of Medicine—Lectures and quizzes.....	90 hours
Clinical Practice—Individual practice by students with weekly reports, six hours attendance per week at the Infirmary required throughout the term.....	108 hours
Ambulance and Emergency Work, and Obstetrics—Demonstrations in sections throughout the term.....	36 hours
Laboratory Diagnosis, including blood, sputum, urine and other tests by laboratory methods throughout the term.....	36 hours

FOURTH YEAR.

The courses are extensions of the regular work as outlined in the first three years and are given at the option of the students. There is no course given without a certain minimum number. Each student in the fourth year is required to elect at least twenty hours per week of lectures besides laboratory work. The course extends over seven months, making a total of 560 hours required in addition to the laboratory work. Research must be made on some subject assigned by the Faculty, the results to be embodied in a thesis.

Department of Anatomy.

ANATOMICAL LABORATORY.

The laboratory for dissection occupies a newly built brick structure, separated from the main building. It is well ventilated, thoroughly lighted and capacious, accommodating more than one hundred students at a time.

There is an abundant supply of material, which is so prepared as to be entirely free from all offensive odor and can be kept indefinitely. Each student has ample time arranged for in his curriculum to allow of careful dissection of the entire body.

Each student is required to take part in the dissection of every part possible of demonstration in at least one body. This work is done under supervision of an instructor demanding of each student careful, thorough work and an intelligent understanding of the structure and relations of the various parts of gross anatomy.

A plentiful collection of models and preparations is reserved for use in the department of Anatomy, a large room being devoted to the laboratory work of that and the Obstetrical department. For the convenience, especially of those two departments there is also maintained a completely equipped photographic department, where are made all of the lantern slides used in the school. Here also are developed and printed many hundred of photographs made in all of the divisions of the scholastic work.

Students have access to this department at any time after the first term of attendance.

DESCRIPTIVE ANATOMY.

This course is given during the first two and one-half terms, one hour daily in lecture and recitation. During the first term a careful study of the bones, the articulations, the ligaments and the muscles is made, especial attention being directed to the use of these structures in mechanical adjustments. The anatomy of the vascular and nervous systems is studied during the second term, while the first half of the third term is devoted to the anatomy of the viscera and of the organs of special sense.

Throughout the course, lecture and quiz is supplemented by such demonstration of anatomical methods and illustrations as will assist the student more clearly to understand the subject as a whole, providing him with a substantial foundation for his subsequent work in anatomy.

DEMONSTRATIONS IN REGIONAL ANATOMY.

The method of teaching in this course has been thoroughly revised and now in its completeness is in advance of that in any medical school. Daily demonstrations are given on the cadaver of each region in the body in turn, the parts being shown as they appear in successive dissections, special attention being devoted to the relations borne by one structure to its neighbors. For the special simplification and thorough teaching of this, one of the most important branches in the entire curriculum, during the past year there have been added to the school equipment over 1500 lantern slides made from the illustrations in the latest and best text-books on Anatomy, so arranged that of every structure in the body in its various relations not one but many views exist. The Amphitheatre is so arranged that it can be darkened and the electric light stereopticon is employed at each demonstration to throw upon the screen pictures of the parts which have been shown on the cadaver. This method has been thoroughly tested and found most successful, the universal opinion of the students being that a vast amount of the labor of reading is saved, that a clearer understanding of what all find a difficult study is gained, and a readier and more accurate remembrance secured. In addition to the subject and the slides, models, preparations, models, etc., are freely used, and no pains spared to make the course as practical as possible. Surgical, surface and diagnostic anatomy all receive attention and daily brief quizzes secure the attention of the student to the work in hand.

HISTOLOGY.

In co-operation with department of Physiology.

The histological laboratory is located on the second floor of the main building and is a large, well lighted room with desks and equipment for forty-five students. Its equipment is entirely modern, containing microscopes with high and low power, microtomes and many other pieces of apparatus, offering altogether ample facilities for elementary and advanced work, and for investigation.

The student is instructed in preparing, staining and mounting the tissues, which are from all organs and tissues of the human body, after which he draws as accurately as possible the structure of them.

(The instructor has been fortunate in having the opportunity of choosing specimens from over 250 autopsies).

In this manner he becomes familiar with the tissues and organs and lays a practical foundation for future work in pathology and practice.

The laboratory also has many mounted and prepared specimens, which illustrate sections not ordinarily obtainable, also drawings and models which are accessible to the student.

Demonstration with lantern and projection microscope is given along with a discussion of the tissues studied.

Special accommodations are furnished in the laboratory for students who wish to pursue special or advanced work.

Lectures in histology are given during the first term of the first year, daily. The different tissues and structures of the body are taken up systematically and are demonstrated by models and drawings. This hour is more of a quiz on the work done in the laboratory where the practical work is given.

This is an important study of the course, and the time it covers is of sufficient length for the student to become thoroughly familiar with it.

Department of Chemistry.

CHEMICAL LABORATORY.

The laboratory for organic, inorganic and physiological chemistry is located on the ground floor of the main building and has excellent equipment. It consists of individual desks for forty-eight students and six desks for clinical work and advanced students, each provided with suitable reagents, bottles, test tubes, graduated funnels, beakers, flasks, etc., besides for general analysis, chemical balances, distilling apparatus, urinometers, albuminometers, specific gravity apparatus, spectroscope, polarimeter, hemoglobinometers, microscopes, and other articles found in a first-class laboratory.

In this laboratory, each student makes the test or performs the experiments following lectures, and the several branches of chemical analysis in use by specialists are made and worked out by the student.

In urinalysis the aim of the instruction is to bring out prominently the relations of the chemistry of the urine to physiological processes and pathological facts.

The student is taught to use the most improved methods of detection and quantitative determination, not only to detect, isolate and determine the constituent compounds of the urine, both normal and abnormal, but to determine the presence of disturbed physiological processes, to detect pathological changes, and to measure the degree of same.

In this way the student becomes proficient and is fully capable of making a complete urinalysis.

Desks are reserved in the laboratory for students of the senior class for analysis or research work.

GENERAL CHEMISTRY.

In the first term of the first year, general and physical chemistry is taken up and consists of daily lectures and quizzes with experiments by the instructor. The work is made as practical as possible and the experiments are worked out by the individual student in the laboratory. This course gives a good general knowledge of the science.

ORGANIC CHEMISTRY.

During the second term, the chemistry of the carbon compounds is taken up. This course is designed chiefly as a preliminary to Physiological Chemistry. Especial emphasis is placed on organic compounds occurring in the human body.

PHYSIOLOGICAL CHEMISTRY.

In co-operation with physiology of nutrition.

This course is given in the second term of the first year and consists of the study of carbohydrates, proteids, fats, digestive fluids, blood, milk, bile, and the excretions with a view of emphasizing the chemical side of physiological process. This is accomplished by lectures, quizzes, experiments by the instructor and by the individual student in the laboratory.

It is also the aim of this department to deal with the examinations of the stuffs which enter into the composition of the animal body or are used by it as a means of nutrition or are excreted in the form of waste products. This is followed by examination of physiological secretions of various kinds as well as an examination of many of the tissues of the body.

Department of Physiology.

One hour daily during the first two terms is devoted to lectures and recitations in this subject, in addition to the experimental work in the laboratories, apparatus for which is available to the student.

The physiology of the circulation, respiration, digestion, secretion, nutrition and heat production and regulation is studied during the first term, while the second term the physiology of the muscular and

nervous systems and of special senses is covered. The course is designed so to correlate the work with that done in histology and anatomy that the student may obtain a clear conception of the normal man, a conception prerequisite to the recognition and understanding of abnormal man.

Full discussion and criticism of fundamental physiologic experiments is encouraged, and the student is required not only to quote authority in support of his statements of fact, but also to give evidence therefor; in a word to know physiology not alone by an effort of the memory aided by the mechanical performance of a set of experiments for which minutely worded directions are given, but to understand the subject through a knowledge of the reasons for physiological action.

Department of Osteopathy.

PHILOSOPHY OF OSTEOPATHY.

This subject is taken up in the first term of the second year in connection with the course on osteopathic diagnosis, and consists of daily lectures, quizzes and demonstrations of landmarks of the normal and abnormal condition of the body. This subject is purely an osteopathic one.

Osteopathy being a radical departure from the old methods of healing, it becomes necessary that the student understand something of the basic facts and fundamental concepts of life as they appear to the father of the science. Discussion of these fundamental characteristics is necessary to a comprehension of every-day body action and to the explanation of the various phenomena of disease.

The human body is considered as both physical mechanism and chemical and physical laboratory, a self-sufficient machine—in short the highest and most perfect production of nature's laws, whose natural heritage is health and whose normal expression is harmony. By the "normal body" is understood such condition of perfect adjustment of all its parts that there shall be no interference with the generation and circulation of its various forces and fluids.

Disease then is considered as an evidence of maladjustment, a sign of abnormality, and the principles of osteopathic treatment are but the principles of mechanical adjustment and upon the proper understanding and application of the philosophy of osteopathy rests the success of every osteopathic practitioner. The subject is taught in connection with the course on osteopathic diagnosis.

OSTEOPATHIC DIAGNOSIS.

In order to become a thorough diagnostician, one must be conversant with not only the theory as taught in Philosophy of Osteopathy but also with the conditions as they will be found in actual practice. To this end is the course in Osteopathic Diagnosis.

While anatomy, physiology and chemistry, with the allied courses of histology, pathology and bacteriology may be considered as the fundamentals on which the science of osteopathy is builded, the essentially osteopathic departments are of philosophy; diagnosis, which includes the theory concerning the production and location of lesions and results caused by their presence; and therapeutics, which includes the study of the symptoms. These are given an important place in the curriculum. In the second year there begins in the first term a series of lectures on the Philosophy of Osteopathy, in connection with which are given laboratory demonstrations; later this is followed by a discussion of the mechanical conditions present in the bony structures of the body. Each of the articulations is discussed with a view to the effects which a faulty adjustment may have upon adjacent and related structures. This includes applying to osteopathic ideas the Anatomy and Physiology learned heretofore. The student is then taught the technic of adjustment and is given the reasons for the effect which follows anatomical displacements.

The course consists of lectures, quizzes, laboratory work, extending over the entire second year. The first term's work is given in connection with Philosophy of Osteopathy and demonstrates the Mechanical Principles of the human body as is shown by dissection and the study of the articulations as well as by study of the living organism. Following the dictum of Huxley "to sit down before fact as a little child" all preconceived ideas are put aside and the course is given exactly as the facts are shown by actual investigation.

In the second term the class is divided in sections for weekly instruction, one section being received daily in the clinic laboratory. Here all sublaxations mechanically possible are outlined, and the student shown by actual touch where they may occur, how they feel and how to find and recognize them. In this way he is prepared for intelligent work in the infirmary in his senior term.

OSTEOPATHIC MECHANICS.

In this course, the student is shown how lesions are reduced and given the reasons for each method shown, after which he is required to demonstrate his grasp of the idea. The instruction is in divisions co-ordinate with those in Osteopathic Diagnosis.

SPECIAL PATHOLOGY AND OSTEOPATHIC THERAPEUTICS.

This course is given during the first and second terms of the second year by daily lectures and demonstrations.

The symptomatology is taken up systematically as it appears in recognized texts. The various diseases are discussed and their etiology, including the osteopathic causes, is given. The symptoms, pathology, diagnosis, treatment and prognosis are also discussed from an osteopathic standpoint.

This subject being a most practical one and one to which the student has been working it is made as interesting as possible, and is conducted by lectures, quizzes and demonstrations, the osteopathic treatment for various abnormal conditions being demonstrated on a subject before the class. The body is gone over topically, showing specific osteopathic methods of examination and treatment for all the various lesions and anatomical irregularities commonly found.

Special consideration is given to the various lesions that may cause a given disease, to the theory of their action, and to relations existing between the anatomical cause and the disease.

This course prepares the student for clinical practice in Senior year.

CLINICAL OSTEOPATHY.

This department of the school is a most important one in preparing the student for osteopathic practice. The department of clinical practice is a very large one, several thousand patients being treated annually, free of charge, by the students of the senior class. The patients come from all parts of the country to receive this treatment. A great deal of practice in acute cases comes into the hands of these student practitioners, as the people throughout the city of Kirksville make a common custom of calling them to attend acute cases, such as scarlet fever, diphtheria, typhoid fever, pneumonia, and, in fact, any and all diseases met by the general practitioner. In this way the student learns the responsibilities of actual practice and is taught to recognize and care for every disease.

Every afternoon of the week is given up to clinic practice in the rooms of the infirmary. This work, as well as the practice of the stu-

dents in all acute cases, is under the supervision of the members of the staff and faculty. Contagious diseases are treated under the supervision, also, of the local board of health. Careful records of all the cases treated are kept and are held for future reference. These case reports show a most satisfactory record of cures.

Daily lectures are delivered before the senior class. The patients coming in for treatment are presented before the class and full explanation is made of the disease of each. The case is examined in the presence of the class, the lesions causing the disease are pointed out, and the treatment for the case is demonstrated upon the patient.

These cases are then assigned to the senior students for treatment. At the close of the term each member of the class is required to submit upon blanks furnished for that purpose, a report of the cases he has treated. These reports are kept for record. The following list of cases, taken here and there from our clinic record, will give the reader an idea of the class of cases treated in this department.

Infantile paralysis, goitre, hydrocele, exophthalmic goitre, chronic rheumatism, infantile hemiplegia, catarrh, enuresis, traumatic paralysis, chorea, paralysis of spinal accessory nerve, hydrocephalus, torticollis, Pott's disease, tubercular knee, hip-joint disease, spinal curvature, epilepsy, chronic gastritis, rickets, synovitis, lumbago, sciatica, paralysis agitans, paralysis of optic nerve, Bell's palsy, cataract, asthma, hemiplegia, Raynaud's disease, abscess of lung, progressive muscular dystrophy, bulbar paralysis, congenital club foot, locomotor ataxia, Friedreich's ataxia, valvular heart disease, multiple sclerosis, spina bifida, Little's disease, spastic paraplegia, fracture of neck of femur (united), diabetes mellitus, albuminuric retinitis, strabismus, glaucoma, astigmatism, congenital dislocation of hip, erythromelalgia, conjunctivitis, gall stones, angina pectoris, paresis, impaction of cecum, dislocated shoulder, rheumatoid arthritis, multiple neuritis, otitis media, aphonia, leukemia, psoriasis, leukoderma, diplopia, osteitis (spinal), osteomalacia, catalepsy, compression paraplegia, telegrapher's cramp, psoas abscess, dislocated hip (traumatic), constipation, appendicitis, progressive muscular atrophy, Bright's disease, hemorrhoids, la grippe, pneumonia, measles, scarlet fever, smallpox, tonsillitis, chicken pox, diphtheria, croup, malaria, typhoid fever, orchitis, gonorrhoea, etc. In addition, numerous cases of diseases of women, dislocations and fractures of all forms, and other conditions too numerous to mention, are treated in this department.

Department of Pathology.

PATHOLOGY.

The pathologic laboratory is amply supplied with microscopes, and other apparatus and instruments necessary for the study of pathologic histology. Students are required to stain, mount and study specimens illustrating the different pathologic changes occurring in the body during the most diverse disease processes. The study of the slides is facilitated by the use of the stereopticon.

We are able this year to offer sets of eighty microscopic specimens making the laboratory work superior to that of most medical schools.

In this course, special attention is paid to familiarizing the student's mind with those processes of inflammation in which the interdependence and correlation of the various viscera play a prominent part; showing how the disease processes on the part of any organ are essentially associated with disease processes on the part of other organs and the importance of the sympathetic nervous system, the blood stream and the tissue fluids of the body. Attention to technical detail is given only in those cases where the knowledge of laboratory methods will be of advantage to the student when he becomes a practitioner.

This course extends over a period of two terms in the second year and consists of lectures, laboratory work, stereopticon demonstrations and post mortem examinations.

Lectures and quizzes are given throughout the entire course and cover the whole ground of both special and general pathology.

Osteopathic pathology embracing anatomical changes not ordinarily recognized will be considered with their attendant disturbances.

BACTERIOLOGY.

In the laboratory the student is required to familiarize himself with the preparation of culture media, and to study the growth of bacteria, their morphology and staining reactions. He is taught how to examine sputum, pus and other pathologic secretions and excretions.

This course consists of lectures, recitations and laboratory work, during the first term of the second year in connection with pathology. Lectures embrace the biology of bacteria, the mechanism of infections, immunity, methods for the observation, study and growth of bacteria, of sterilization and disinfection, bacteriology of the water, soil, foods, and also, the relative value of antiseptics, germicides and disinfectants. Specific diseases as well as chronic inflammatory diseases and the bacteria which cause them, are discussed. As in pathology, only that special technique is insisted upon, which will be of advantage to the practitioner.

Department of Surgery.

SURGERY.

This subject extends through the entire senior year. It includes lectures and quizzes upon the principles and practice of surgery, clinical surgery in the hospital and a course in operative surgery in the laboratory.

A new course has recently been added in which the student follows the subject of wound healing, abscess formation, granulations, infections, absorption of suture materials and many problems which can be learned only on living tissues. For this work, cats, dogs and smaller laboratory animals are used; the class being divided into small sections for the work and alternating their relative positions as operator, anesthetist, etc.

While the practice of osteopathy has rendered many operations unnecessary, in fact revolutionized the present surgical practice, yet this course in surgery is made complete in every detail.

The student is especially instructed when to resort to surgery. Many cases considered surgical by other practitioners, are not so considered in osteopathic practice, since relief can be given by other means, thus avoiding the dangers incident to the use of the knife. The student is carefully instructed in the technique of asepsis and the preparation for an operation. He is then further instructed in the after treatment of operation cases and as far as possible allowed to dress and care for cases.

The student is given a thorough course in anesthesia and anesthetics. The osteopathic methods resorted to in meeting the complications and accidents occurring during the administration of an anesthetic are an important feature of the course.

The course in surgery includes treatment for all surgical diseases and conditions, all operative methods and procedures are gone into in detail. The general scope and aim of the course is to give the student as complete a surgical education as can be obtained in school. After completing the course the student is qualified to diagnose any surgical condition even if he never intends to practice major surgery.

INTERNE WORK IN THE SENIOR YEAR.

Since the establishment of the students wards such signal benefit has been derived from them and there has been so much commendation of them, that the following article explanatory of their workings is of particular interest.

Since the article appeared, in the March Journal, a most excellent report of the work has been published by the press from the pen of the chairman of the local charity board.

The Operation of the Student's Ward at the A. S. O. Hospital.

GEORGE A. STILL, CHIEF SURGEON.

The readers of the Journal have already learned how the students aided by a lecture delivered at the opera house, by Dr. Wm. Smith, raised enough money to equip two wards at the hospital, containing together twenty beds.

Including the new baths and everything, about \$1400.00 was raised and spent on the wards and they were at the end of one month, in smooth running order, in charge of a committee of three from the Senior and Senior-Junior classes, three from the hospital staff and three citizens, and have already repaid the students for the trouble of selling tickets and organizing them.

The rules by which the wards are run so that the student can learn the most from them cannot but be of interest to the alumnus or prospective student.

First at a meeting with the students' committee, consisting of the presidents of the upper classes and an elected member from the Senior class, we decided to allow only those who were within a year of graduation to serve as internes in the wards but that these should be taken alphabetically and each one allowed to serve as interne and have charge of the wards with the assistance of a trained nurse for short periods, and so to arrange it that each student would put in a period, about every three weeks. Admittedly this continual change of internes seems bunglesome and it would be, but for the fact that either before the whole class or in groups, each student has already been taught the use of every sick room and hospital appliance before hand and the patients are always under the charge of one of the staff, solely until the case has been demonstrated before the class, in the pit, at the hospital, and after the patient is taken out into the ward again, the management of the case is discussed fully including every possible complication and how to treat it, if it should arise.

I will illustrate with a single case: A senior student, "B.F.," was called to see a sick girl, Saturday, January 25th, and found her suffering from what he believed to be the earlier stages of pneumonia and in surroundings that were unhygienic. He immediately called me by telephone and I went to the house and examined the case. The father

didn't have enough money to pay for a single paid call of a physician, much less to pay for a room in the hospital, but with this ward and the small fee we charge for the board (when they are able to pay at all) he would be able to pay us in a short time without trouble and without feeling that he was a beggar or real charity patient.

The case started for the hospital with a temperature of 105 and a respiration of 46, the transfer being of course made in such a way as to preclude further cold or shock. A bath under the direction of a trained nurse, two osteopathic treatments, hygienic surroundings and our patient has an evening temperature of only 103 1-5.

Monday morning the case was demonstrated to the class and each student shown how the case could be treated, without the patient moving or even being turned in bed. Full details were not so necessary as another acute pneumonia had been shown with the week. Of course the subject had been gone over in the class-room in practice and again in applied anatomy and most of the class had treated cases, out of the hospital, but clinics like this bring out points that never would be brought out, otherwise. Thursday the case had a pseudo crisis and was demonstrated again and the class listened to a fine tricuspid murmur, due to a slight relative insufficiency from the dilation of the right heart.

To-day the patient is well, the heart is recovering its normal size, the murmur is gone; there are no bad sequelæ. This is merely one of many cases.

The periods of interne service are arranged as follows: First the entire class was gone over and such students as former trained nurses, etc., left off the list, then the others are notified in turn, a week in advance, when they will serve, and each morning at 7:30 one student goes on duty and is relieved at 12:30, and this one is relieved by two more at 6:30, these two staying until 7:30 the next morning. One trained nurse is always present and one of the staff, besides the surgeon pays the regular visit, morning and evening.

Up to date everything has run as smooth as clockwork and we have had some very severe cases, including two broken spines, one fracture of the skull in which case I had to remove a chip of bone from the brain substance, a very severe case of burns, etc. Now it isn't at all a matter of merely seeing such cases or even of having them demonstrated as clinics that makes the course so valuable; it is the fact of having the responsibility of the cases, of actually treating them and of following that treatment through; for the history sheets are

kept diligently and each student signs up at the end of his six or twelve hours' work as to what he has done and what has occurred for each case, separately. This is later discussed and criticised by the class. In my opinion, this will, in time be one of the most, if not the most, valuable courses in the entire curriculum.

In the future if any student leaves the school as a graduate and doesn't know from experience the use of the stomach tube, the different irrigators, catheters, fumigators, splints, and every kind of sick room and accident apparatus, it will be his own fault, and if he allows any country doctor who has bought himself a six weeks' course in a third rate hospital "in the city," to bluff him on a fracture or an acute disease it will again be his own fault.

EMERGENCY WARD.

During the past year there has been added to the course in Surgery a series of practical demonstrations in "First Aid" work. This is essentially practical work and each student is here instructed in bandaging, the making of bandages and splints, the practical emergency work which at any time he may be called upon to perform, without the adjuncts of the instrument shop or the drug store. Nothing is used in this class which can not be found in any house, whether in city or country; it is essentially the practical work which may be demanded of any practitioner any day.

Department of Practice.

PHYSICAL DIAGNOSIS.

Physical diagnosis is given during the second term of the second year, by lectures and practical demonstrations.

In the laboratory work, the student is taught the examination of the viscera by inspection, palpation, auscultation, percussion and instrumentation, those instruments being emphasized, which will magnify our natural senses. The course tends to familiarize the student with those things in the living individual which he has already learned on the cadaver and in the pathologic laboratory.

The lectures are accompanied by demonstrations showing the student the practical use of the various physical methods of examination. He is thus taught the value of those signs of disease which are found by inspection, auscultation, mensuration, etc.

DISEASES OF THE EYE, EAR, NOSE AND THROAT.

Osteopathy has greatly simplified the treatment of diseases of the eye, ear, nose and throat. Cases of this nature are usually treated by a specialist and by surgical methods, but osteopathic treatment of such cases has demonstrated that the major portion can be successfully treated by its methods.

In the clinics are found many conditions and cases of this trouble, and the treatments for each are demonstrated, and these given to the student to carry out.

The surgical treatment where necessary is demonstrated in the hospital, students assisting in and caring for the patient before and after the operation.

Instruction in these subjects is given during the last term of the senior year, by lecture, quiz and the practical methods above described. The etiology, pathology and treatment are fully discussed and studied from a purely osteopathic standpoint and many cases formerly thought to be incurable or surgical are readily relieved by osteopathic measures. The student is instructed in the differentiation of surgical and non-surgical cases.

The student is instructed in the various methods of examination of the eye, as the use of the ophthalmoscope, the methods of determining astigmatism, myopia, hypermetropia, etc.

The operations which are required for the relief of certain affections are demonstrated.

PHYSIOLOGICAL PSYCHOLOGY AND PSYCHIATRY.

Physiological psychology is taken up in the second term of the second year in connection with the nervous and mental diseases. The course on nervous diseases follows and is continued throughout the term. These courses cover diseases of the central nervous system, diseases of the peripheral nerves, and insanity.

GYNECOLOGY.

The study of this course is taken up during first term of the third year. The work consists of daily lectures and demonstrations and a clinic in which the students meet in divisions and where each student is required to make manual examinations of the pelvic organs and outline the treatment under the direction of the instructor of this department. The female clinic ward of the hospital offers ample material and facilities for this work.

Many of these cases which were formerly considered surgical yield readily to osteopathic treatment, this science having done more than all others to revolutionize the treatment of the diseases of women.

The instruction is given by lectures and quizzes, and demonstrated by drawings, models, dissections of pelvic organs, and upon clinical patients.

In teaching any subject which deals with effects, it is necessary in order to understand that subject to understand its causes. There must be a cause for every effect. Thus it is in diseases of women. Disease is an effect, a result of some cause and this cause is in most instances, deranged anatomy. Realizing that health depends on this, a thorough course is given in the anatomy of the pelvic organs, their connections with the spinal cord and sympathetic system. Special attention is given to bony lesions, and the blood supply both to and from pelvic organs. These are illustrated in the practical methods already mentioned.

Gynecology merits great research since little is known about it, if we are to judge by the cases which are presented for treatment.

Osteopathy has advanced farther along this line than any other, partially on account of the number of gynecological patients treated, but more especially on account of researches along that line by the founder of the science and his co-laborers in the A. S. O. As a result of this, new discoveries often occur and are presented to the classes, the students thus obtaining a genuine osteopathic gynecology in addition to seeing the few necessary operations such as repair of lacerations often enough to become familiar with them.

OBSTETRICS.

The instruction in this subject covers the first half of the senior year and is divided into two portions. the general class work and section work. In the first the electric-light stereopticon is freely used, during past year there having been added an equipment of almost 600 lantern slides fully illustrating every point in the anatomy of the parts concerned, the development of the fetus, the management of every condition of labor, normal and abnormal, methods of diagnosis, instrumental delivery and operative midwifery, in short a complete pictorial system of obstetrics. In addition Edgar's Models, a latest pattern Budin and Pinard manikin, (specially imported from Paris) together with all the educational aids employed in the best equipped medical schools are employed, and the students have the privilege of

attending, as a class, during the delivery of clinical cases in the A. S. O. Hospital. In sections the students receive instruction in the diagnosis of pregnancy, methods of examination and treatment of the pregnant female. These on the living subject, while on the manikin and with the models they are instructed in the manner of delivery, both natural and instrumental. Students also attend cases of labor among the clinical material of the school. The course in obstetrics is thorough and as completely up-to-date as it is possible to make it.

Great prominence is given this department on account of the many advantages over and improvement on the usual methods, the osteopathic care of the patient during the confinement being thoroughly discussed. The advantages of osteopathic obstetrics over the usual methods are first, prevention of lacerations both of cervix and perinaeum in ninety-nine per cent of cases; second, rapid convalescence of patient; third, shortening of number of hours of labor; fourth, lessening of pain of labor; fifth, prevention of puerperal fever; sixth, prevention of mastitis; seventh, prevention of milk-leg and the various sequelæ that sometimes follow labor, and eighth, prevention of sore eyes and various other complaints in the new born. These advantages have been proved by Dr. C. E. Still and others, from the records of over a thousand cases. The results of the actual practice are given to illustrate the osteopathic ideas.

Arrangements have been made and the work is now in running order whereby a constant supply of obstetric cases is available. Six beds are reserved in the A. S. O. Hospital exclusively for clinical obstetrical patients, and all of these are kept constantly occupied, as fast as one patient leaves the hospital another taking her place. All of these cases are delivered in the presence of the senior class, the surgical theatre being so arranged that this can be done without any shock to the modesty of the patient. At each such delivery four of the senior students are in attendance as assistants at the case. Further, under the supervision of the Extra-mural Obstetrician the senior students conduct cases of labor at various homes in the city when they are called.

PEDIATRICS.

Instruction in Diseases of Children is given during the second term of the second year by lectures, quizzes and clinical demonstrations. This has been made an important department on account of the wonderful results that are obtained in the treatment of children, the ready response to treatment and the prevention of so many deform-

ities and diseases if the case is taken in time. Special attention is given the prophylactic treatment of deformities, such as spinal curvature, hip-joint disease, and the various bowel complaints, exanthemata and errors in nutrition. Along with the discussion of the spinal and other bony lesions, the diet and general care of the child is considered. So far as it is possible the diagnosis and treatment of the acute as well as the chronic diseases usually found in children is demonstrated by hospital cases.

SKIN AND VENEREAL DISEASES.

Skin Diseases are given in a course entirely separate from venereal diseases and the two are discussed together only because of the tendency of the text books so to class them, but there being only one skin disease that is in any way venereal, their pathology and treatment is essentially different.

We have demonstrated that not only skin but venereal diseases are subject to the same general laws as other diseases. In the former, the cause is usually the disturbance of some viscus, showing a skin-manifestation and our success with them is as pronounced as with other similar conditions not showing skin eruptions. The venereal diseases on the other hand being bacterial, yield the same as other germ diseases and the treatment of gonorrhoea is no more essentially a failure than typhoid fever or pneumonia.

In the course, clinical cases are presented and for the venereal diseases a special course is given in the microscopy of the germs from the blood and discharges and the differential diagnosis of the diseases from less serious conditions. Each student must learn readily to identify the organisms of gonorrhoea and syphilis.

In the Dermatology course, not only are clinics shown, but the school is in possession of the beautiful wax figure collection of the medical department of the German Exhibit which attracted so much attention at the World's Fair at St. Louis. The collection includes forty-three life-like instructive models of typical skin diseases.

PUBLIC HEALTH.

A series of twenty lectures on this most important subject is given in the senior year, following upon the work in Medical Jurisprudence and Toxicology. Such matters as air and ventilation, heating and lighting, water-supply, drainage and sewerage, prevention of disease, and disinfection, etc., all receive attention. The aim being to give a practical, working knowledge of the essential facts.

DIETETICS.

The lectures on Dietetics cover such matters as the physiologic values of various food-stuffs and the mode of their digestion, with consideration of the indications for their employment or avoidance in health and sickness.

MEDICAL JURISPRUDENCE AND TOXICOLOGY.

The course in Medical Jurisprudence is similar to that conducted in the medical schools of Europe, covering every branch of that which has been defined as "that science which correlates medical knowledge to the requirements of law." When it is remembered that any physician is liable at any time to be called upon to express a professional opinion on matters which may involve the life or liberty of an individual, it must be conceded by all that instruction upon this subject is essential, and when it is further borne in mind that any branch of medical knowledge may be demanded to furnish information of the legal profession its extent may be determined. A knowledge of poisons, their action, treatment of the patient when administered and detection, with many other details being one part of the subject, is included in this course a series of lectures on Toxicology.

The work in toxicology embraces instruction by lectures not only the character, facts and all forms of poisoning, but methods of detection of criminal poisoning, and the duties of practitioners under the law in such cases.

Special emphasis is placed upon diagnosis of poisoning and each separate poison is studied from the standpoint of chemical analysis, symptoms, toxic-dose, fatal period, treatment and post mortem appearances.

FALLACIES OF MEDICINE.

Realizing fully that the osteopathic physician is no more competent to criticise adversely the administration of drugs unless he know something of them than is one who is ignorant of the essential facts of osteopathy competent to criticise its practice, a course of about twenty lectures on this subject has been added to the curriculum. In no sense is this course to be considered as "instruction in medicine," far from it, it is simply intended to furnish to each graduate of this school the knowledge which will enable him to meet the assertion of medical practitioners that without drugs practice is hopeless and impossible. Here drugs are considered only in their various groups, their mode of action compared with that effect produced by osteopathic treatment, the reason why the osteopathic method is to be preferred is pointed out, and the graduate thus equipped with a knowledge of the "reason why" he does not use drugs, how it is that he achieves the same result or better without their employment.

General Information.**FELLOWSHIPS.**

Fellowships are awarded annually by the trustees, on nomination by the heads of the departments, to those graduates of osteopathic schools who show themselves especially fitted in the department for which the fellowship is awarded.

A candidate must give evidence: (a) of a liberal education; (b) of decided fitness for a special line of study; (c) of good character.

A fellow may be re-appointed for one year.

(For the present scholarships corresponding to these position are open to students in the A. S. O. who prove exceptional ability.)

The following fellowships are provided:

One in Chemistry.

One in Histology.

One in Anatomy.

One in Pathology.

One in Osteopathy, (Graduate.)

One in Gynaecology.

Compensation.—Those positions in which the duties of the fellows have been definitely fixed, viz.: Chemistry, Histology, and Anatomy, yield an annual income of 225 each. In the other departments the income will depend upon the work required of the appointees.

As these fellowships are awarded as honors, those who are disposed for any reason to waive pecuniary compensation, may do so and still have their names retained on the list of Fellows. In such cases additional Fellows may be appointed.

Duties.—Holders of these fellowships are obliged to teach, not more than twelve hours a week in their respective departments in which they are chosen.

No Fellow shall be allowed to accept remunerative employment or to give instruction or assistance in any department of the school except by permission of the Dean, and the acceptance of any such employment, without such permission, shall operate to vacate the fellowship.

TUTORS.

At the close of each school year competitive examinations are held, and from the three highest in each department, tutors are chosen

for the ensuing year. Those appointed are privileged to act as private tutors, with compensation, to students having conditions to remove, and to other students desiring special aid.

Appointments to the position of tutor are open to all students in the school.

Competitive examinations are held annually in June, and from among those showing themselves best fitted for the work, the management appoints one interne to the A. S. O. Hospital.

This position is open only to members of the graduating class and to graduate osteopaths.

THE ANNUAL LIMITATION.

Statements in this announcement relative to the course of study, admission of students, conditions, rules, etc., are for the year ending June, 1909, only, and are applicable to all students who may be enrolled during that year. The right is reserved to make at any time such changes in the curriculum, corps of instructors, rules of examination, etc., as may be deemed necessary.

RULES OF CONDUCT.

The school issues no set code of rules to govern the conduct of students while in attendance, but relies on their own sense of honor as ladies and gentlemen to preserve such order and decorum in the lecture rooms, laboratories, halls, etc., as are everywhere considered necessary and proper in the ordinary relations of life. The student is expected to pursue his studies with diligence, to attend classes regularly and to live in the exercise of morality and good behavior.

The faculty reserves the right to terminate, for cause, at any time, the connection of any student with the school, and no student whose relations are thus severed, has thereafter any claim upon the school.

Students are required to be regular and prompt in attendance. Not more than twenty per cent of any one term can be excused.

Students are not allowed to practice osteopathy. Students after their second year may assist a regular graduate, providing they do so strictly under the supervision of the graduate.

No student will be excused from school before the close of a term or until after the regular examinations have been held.

THE LABORATORIES.

The school has excellent laboratories for all branches of study where laboratory work is essential. All of these laboratories are sup-

plied with the best and most modern apparatus. Following is a list of the laboratories: Anatomical, chemical, surgical, bacteriological and pathological, and histological. In addition the school has an X-ray department with all the necessary equipment for work in this line. There are no laboratory fees, the student being allowed the use of the laboratories and materials free of charge, except the price of material for dissection which is \$12.50.

HOME STUDY.

Study at home before entering school will not make your work much lighter in the regular course. Prospective students often write making inquiry in regard to home study preparatory to entering school. Time for home study is best employed in preparing to meet the requirements for matriculation which are found elsewhere in this announcement.

SELF SUPPORT.

While the course is too difficult for a student to pursue and carry on extended work outside, yet there are always a number of earnest students who are able materially to assist in supporting themselves by clerking in stores on Saturdays and doing special work of various kinds while taking the course. The school is ever ready to assist worthy students to positions, and the citizens of Kirksville generally give preference where possible, to student help.

SOCIETIES.

The students have organized a number of societies and fraternities for professional, social and religious advancement. Most of these have their own club halls and 'frat' buildings. The organizations include the Atlas Club and the Lucky Thirteen Club, for men; the Axis Club, for women. Chapters of the Iota Tau Sigma, Theta Psi, for men. Phi Phi Omicron and Delta Omega for women.

Y. M. AND Y. W. C. A.

These associations represent a practical working force in this school. While the Sunday meetings have proved a vital and inspiring factor, utilizing as they do the best talent in and out of school, yet their practical aid to students in getting located and securing outside work has been a special feature this last year.

Several students have been able to make all expenses while here,

Student Publications

by outside work, but it is wiser for a student if he is to get the most out of his course to have some other resource from which he can draw. Letters of inquiry addressed to the presidents of either association will be gladly answered and referred to a committee whose business it is to give every possible assistance to those who expect to take the course.

An excellent lecture course is another feature of the association's work.

ALUMNI ASSOCIATION.

The Alumni Association of the American School of Osteopathy is an organization with a large membership which holds annual meetings usually with the American Osteopathic Association. It is the largest osteopathic society in existence, with a membership of over two thousand.

The officers of the association for the year closing August, 1907: President, J. A. DeTienne, 1198 Pacific St., Brooklyn, N. Y.; Secretary, Martha Petree, Paris, Ky.

ATHLETICS.

The Department of Athletics at the American School of Osteopathy is given special attention by the school authorities, as it is their belief that a sound body is essential in insuring a sound mind.

Expense has never been spared in giving the different athletic branches hearty support. College spirit runs high at the school and, as a result, the school is always well represented in every line. For the last five years the football team has been called upon to meet the foremost teams in Western Intercollegiate circles and has invariably made a good showing and for 1902 and 1903 were not defeated in the State of Missouri. The same is true in baseball and track athletics, in the latter of which the A. S. O. team were the winners of the Missouri Intercollegiate championship in 1903.

Still Park, where all the athletic contests take place, is a new enclosed park with a commodious grand stand, football gridiron, baseball diamond and running track and is located near the city's center.

Tennis courts are scattered throughout the city and in every line of athletics the school is foremost in support.

In 1905 the school abandoned the system of professional coaching which has proved so disastrous to the athletics of our large universities. The result has been fewer victories but much greater benefit to the student body.

PUBLICATIONS.

The Journal of Osteopathy, published by the Journal of Osteopathy Publishing Company, is not only the leading osteopathic publication but has the largest circulation of any osteopathic journal in the country. Its circulation is distributed generally throughout the country. It is published in the interest of osteopathy at large and draws its contributors from the ranks of leading osteopaths of the country. The subscription price of the Journal is \$1.00 per year.

The Bulletin is the official publication of the Atlas and Axis Clubs, published monthly for the members only.

LIBRARIES.

The Sojourner's Club of the city has a library in the school building containing many medical works which are accessible to the students upon the payment of a small fee.

A reading room in connection is provided with reference works, anatomical and physiological charts with explanatory keys, skeletons, manikins, models, diagrams, etc.

KIRKSVILLE, MISSOURI.

Kirksville, which has been the home of Dr. A. T. Still for the past generation and which is known far and near as the home and fountain head of osteopathy, is a city of nearly 10,000 inhabitants, in Northern Missouri, mid-way between St. Louis and Des Moines, Iowa; and Quincy, Illinois, and Kansas City.

This city which owes much of its progress and improvements to osteopathy, has more of the modern city methods and advantages than the average city of the same size, and its situation in the highest altitude of North Missouri, 800 feet above sea level, makes it a most healthful and pleasant place in which to live. It is a city of beautiful cottage homes and shady streets.

In its business portion and in the number and size of its stores and business houses it equals and rivals many cities of twice its population. It is lighted by electricity and gas and has excellent water and sewer systems. It has an excellent public school system and the First District State Normal School, the largest and best of Missouri's Normal Schools, which is located on beautiful grounds within the city limits. This school has an annual attendance of 1200 students with a faculty of forty teachers and professors.

This city being a college town the opportunities for social advantages and entertainment are excellent, there being many societies and organizations for social and intellectual development. It has a large, well equipped theatre which presents each season a number of excellent performances. It has ten churches, representing all the denominations, in which the student can find an active church home.

Kirksville makes with these advantages an ideal college town, with just enough variety to make it pleasant and not enough to interfere with the duties necessary for a student's good work.

LEGAL STATUS.

The legislatures of the following states and territories have passed laws regulating the practice of osteopathy:

Alabama	Kentucky	Ohio
Arizona	Maryland	Oklahoma
Arkansas	Massachusetts	Oregon
California	Michigan	South Carolina
Colorado	Minnesota	South Dakota
Connecticut	Mississippi	Tennessee
Delaware	Missouri	Texas
Hawaii	Montana	Utah
Idaho	Nebraska	Vermont
Illinois	New Mexico	Virginia
Indiana	New York	West Virginia
Iowa	North Carolina	Wisconsin
Kansas	North Dakota	Wyoming

Missouri Osteopathic Law.

(S. B. 417).

OSTEOPATHY: STATE BOARD.

AN ACT entitled "An act to regulate the system, method or science of healing known as Osteopathy and as taught and practiced by the American School of Osteopathy, at Kirksville, Missouri, and creating a board of examination and registration for the regulation of the same and providing penalties for the violation of this act."

BE IT ENACTED BY THE GENERAL ASSEMBLY OF THE STATE OF MISSOURI, AS FOLLOWS:

SECTION 1. There shall be a state board of osteopathy registration and examination, consisting of five persons, appointed by the governor in the following manner, to-wit: within thirty days after the passage of this act, the governor shall appoint five persons who shall be reputable osteopathic physicians, having the qualifications required by this section, who shall constitute the first board of osteopathic registration and examination. Their terms of office shall be so designated by the governor that the term of one member shall expire each year, these several periods to date from May 1st, 1903. Thereafter, in each year, prior to May 1st, the governor shall, in the same manner, appoint one person to fill the vacancy to occur on the board on that date, from expiration of term. A vacancy occurring from any other cause shall be filled by the governor for the unexpired term in the same manner. The board shall organize by electing a president, secretary and treasurer, each to serve for a term of one year. The treasurer shall give bond in the sum of one thousand dollars, with sureties approved by the board, for the faithful discharge of his duties. The secretary shall receive a salary to be fixed by the board, of not exceeding fifteen hundred dollars per annum. Members of the board shall not receive exceeding ten dollars per day for the time actually employed in the discharge of his duties. The board shall have a common seal, and shall formulate rules to govern its actions; its president and secretary shall have power to administer oaths. The board shall meet in Jefferson City on the second Tuesday of July following the passage of this act, and at such other times and places as a majority of the board may appoint. Three members of the board shall constitute a quorum, but